

OFFICIAL RETURNS


SPECIAL ELECTION
February 11, 2025



ISLAND COUNTY
STATE OF WASHINGTON

Special Election – February 11, 2025
Report to the Canvassing Board at Certification

1. The equipment used to tabulate the ballots consists of HART Verity software and Canon Scanners. This system is certified for use in Washington State by the Secretary of State. The programming for this election was done by the Elections Division.
2. A logic and accuracy test was performed in conjunction with statute. No anomalies were found.
3. All ballots were stored and locked in a secure area, both prior to the election and afterward.
4. All absentee ballots were processed according to statute. Experienced staff verified all signatures.
5. All ballots deemed eligible for counting have been counted: 9,345. This represents a ballot return rate of 36.64%.
6. No system problems were encountered.
7. Ballots brought to the attention of the canvassing board included ballots with no signatures, mismatched signatures, late postmarks and invalid ballots.
8. A random batch audit was conducted, in accordance with statute. No anomalies were discovered.
9. Island County participated in a statewide Risk Limiting Audit, conducted by the Secretary of State's Office. No anomalies were detected.
10. Ballot count reconciliations were performed throughout the process to ensure that all ballots received have been accounted for.




Sheilah Crider, Auditor


Date: February 21, 2025



Oath of Authenticity

STATE OF WASHINGTON)
) ss.
COUNTY OF ISLAND)

I solemnly swear that the official returns and supporting documentation of the Special Election held on February 11, 2025, in Island County, State of Washington, are true and correct.



County Auditor

Subscribed and sworn before me this 21st day of February, 2025.



County Legislative Authority (witness)



County Prosecuting Attorney (witness)


Certification of the Canvassing Board

STATE OF WASHINGTON)
) ss.
COUNTY OF ISLAND)


The undersigned officers designated by law as constituting the Canvassing Board for the County of ISLAND, state of Washington, hereby certify that this is a full, true, and correct copy of the Abstract of Votes including the number of registered eligible voters, cumulative results, precinct results, and report of votes cast at the Special Election, held on February 11, 2025, in Island County, State of Washington.

Witness our hands and official seal this 21st day of February, 2025.






County Auditor



County Legislative Authority



County Prosecuting Attorney

Island County Auditor

Reconciliation Form

General information

County name Island
Election date 2/11/2025

Registered voters eligible to participate

Active registered voters 25,503
Inactive registered voters 2,571

Category Reconciliation (detailed accounting of ballots)

	Issued (number of voters issued ballots)	Credited voters in VoteWA (envelopes containing ballots)	Ballots Accepted (Counted / Tabulated)	Ballots not counted		Discrepancy (If zero, category balances)
				Ballots forwarded to other counties	Ballots Rejected	
UOCAVA	4,595	631	628	N/A	3	0
Federal write-in	N/A	0	0	N/A	0	0
Provisional	0	0	0	0	0	0
DREs	0	0	0	N/A	0	0
All voters not reported in above categories	21,265	8,764	8,717	0	47	0
Total for all voter categories	25,860	9,395	9,345	0	50	0

Summary

Reconciliation

Overall Ballot Reconciliation

Ballots Received	9,395
Ballots Accepted	9,345
Ballots Not Counted	50
Discrepancy	0

Voters credited to ballots counted

Credited voters in VoteWA	9,336
Credited envelopes without ballots	0
Voters not credited in VoteWA (examples: FWAB or ACP)	9
Total valid ballots	9,345
Discrepancy	0

Additional Information

Replacement Ballots

Requested	180
Issued	179
Returned	52
Counted	51
Rejected	1

Return method

Email	36
Fax	0
Deposited at staffed, unstaffed deposit sites and voting centers	5,086
Non-UOCAVA returned by Fax or Email	0

Generation method

VoteWA	138
Other online programs	0
PDF originating from county	0
Non-UOCAVA ballots issued electronically	7

AVU

Estimated number of paper ballots printed by AVU	1
--	---

Category discrepancy explanation

VoteWA discrepancy explanation

Difference in Replacement Ballots Requested/Issued: Two voter records merged and one ballot was issued. Voter returned a single ballot.

Report prepared by: Michele Reagan
Contact number: 360-240-5535

Date: February 21, 2025

Cumulative Results Report

Island County, WA

Official Results

February 11, 2025 Official

February 11, 2025 Special Election

Registered Voters
9345 of 25503 = 36.64%

Precincts Reporting
0 of 38 = 0.00%

Run Time 11:35 AM
Run Date 02/21/2025

2/11/2025
Page 1

Proposition No.1, Oak Harbor School District #201, Renewal of Educational Programs & Operations Levy

Choice	Party	Absentee Voting		Early Voting		Election Day Voting		Total	
Yes		5,831	62.46%	0	0.00%	0	0.00%	5,831	62.46%
No		3,504	37.54%	0	0.00%	0	0.00%	3,504	37.54%
Cast Votes:		9,335	100.00%	0	0.00%	0	0.00%	9,335	100.00%
Undervotes:		10		0		0		10	
Overvotes:		0		0		0		0	
Uncertified Write-Ins:		0		0		0		0	

*** End of report ***

Canvass Results Report

February 11, 2025 Official

Run Time 11:35 AM

Run Date 02/21/2025

Island County, WA

February 11, 2025 Special Election

2/11/2025

Page 1

Official Results

Registered Voters

9345 of 25503 = 36.64%

Precincts Reporting

0 of 38 = 0.00%

Proposition No.1, Oak Harbor School District #201, Renewal of Educational Programs & Operations Levy

Precinct	Yes	No	Cast Votes	Undervotes	Overvotes	Uncertified Write-Ins	Absentee Voting Ballots Cast	Early Voting Ballots Cast	Election Day Voting Ballots Cast	Total Ballots Cast	Registered Voters	Turnout Percentage
150	243	170	413	0	0	0	413	0	0	413	932	44.31%
201	417	195	612	0	0	0	612	0	0	612	1,316	46.50%
202	135	65	200	0	0	0	200	0	0	200	572	34.97%
203	277	113	390	1	0	0	391	0	0	391	1,035	37.78%
204	277	141	418	2	0	0	420	0	0	420	1,201	34.97%
205	181	83	264	1	0	0	265	0	0	265	821	32.28%
206	155	68	223	1	0	0	224	0	0	224	966	23.19%
207	210	104	314	0	0	0	314	0	0	314	963	32.61%
208	149	90	239	0	0	0	239	0	0	239	732	32.65%
209	95	6	101	0	0	0	101	0	0	101	866	11.66%
210	92	33	125	0	0	0	125	0	0	125	422	29.62%
211	229	78	307	0	0	0	307	0	0	307	785	39.11%
212	119	44	163	0	0	0	163	0	0	163	371	43.94%
213	93	42	135	0	0	0	135	0	0	135	535	25.23%
214	170	65	235	1	0	0	236	0	0	236	471	50.11%
215	114	64	178	2	0	0	180	0	0	180	593	30.35%
216	157	44	201	0	0	0	201	0	0	201	608	33.06%
217	154	55	209	1	0	0	210	0	0	210	633	33.18%
218	42	2	44	0	0	0	44	0	0	44	423	10.40%
251	201	122	323	0	0	0	323	0	0	323	613	52.69%

Canvass Results Report

February 11, 2025 Official

Run Time 11:35 AM

Run Date 02/21/2025

Island County, WA

February 11, 2025 Special Election

2/11/2025

Page 2

Official Results

Registered Voters

9345 of 25503 = 36.64%

Precincts Reporting

0 of 38 = 0.00%

Proposition No.1, Oak Harbor School District #201, Renewal of Educational Programs & Operations Levy

Precinct	Yes	No	Cast Votes	Undervotes	Overvotes	Uncertified Write-Ins	Absentee Voting Ballots Cast	Early Voting Ballots Cast	Election Day Voting Ballots Cast	Total Ballots Cast	Registered Voters	Turnout Percentage
252	187	193	380	0	0	0	380	0	0	380	859	44.24%
253	271	197	468	0	0	0	468	0	0	468	872	53.67%
254	276	155	431	0	0	0	431	0	0	431	980	43.98%
255	71	43	114	0	0	0	114	0	0	114	323	35.29%
256	61	46	107	0	0	0	107	0	0	107	244	43.85%
257	47	34	81	0	0	0	81	0	0	81	197	41.12%
258	29	5	34	0	0	0	34	0	0	34	63	53.97%
259	10	9	19	0	0	0	19	0	0	19	81	23.46%
260	4	0	4	0	0	0	4	0	0	4	16	25.00%
351	116	160	276	0	0	0	276	0	0	276	733	37.65%
352	221	147	368	0	0	0	368	0	0	368	847	43.45%
353	6	3	9	0	0	0	9	0	0	9	362	2.49%
354	183	153	336	0	0	0	336	0	0	336	792	42.42%
355	180	166	346	0	0	0	346	0	0	346	775	44.65%
356	172	164	336	0	0	0	336	0	0	336	766	43.86%
357	125	107	232	0	0	0	232	0	0	232	796	29.15%
358	215	185	400	0	0	0	400	0	0	400	996	40.16%
359	147	153	300	1	0	0	301	0	0	301	943	31.92%
Totals	5,831	3,504	9,335	10	0	0	9,345	0	0	9,345	25,503	36.64%

Canvass Results Report

February 11, 2025 Official

Run Time 11:35 AM
Run Date 02/21/2025

Island County, WA

February 11, 2025 Special Election

2/11/2025
Page 3

Official Results

Registered Voters
9345 of 25503 = 36.64%

Precincts Reporting
0 of 38 = 0.00%

*** End of report ***

Precinct Results Report

February 11, 2025 Official

Run Time 11:35 AM
Run Date 02/21/2025

Island County, WA

February 11, 2025 Special Election

2/11/2025
Page 1

Official Results

Registered Voters
9345 of 25503 = 36.64%

Precincts Reporting
0 of 38 = 0.00%

150 413 of 932 registered voters = 44.31%

Proposition No.1, Oak Harbor School District #201, Renewal of Educational Programs & Operations Levy

Choice	Party	Absentee Voting		Early Voting		Election Day Voting		Total	
Yes		243	58.84%	0	0.00%	0	0.00%	243	58.84%
No		170	41.16%	0	0.00%	0	0.00%	170	41.16%
Cast Votes:		413	100.00%	0	0.00%	0	0.00%	413	100.00%
Undervotes:		0		0		0		0	
Overvotes:		0		0		0		0	
Uncertified Write-Ins:		0		0		0		0	

Precinct Results Report

February 11, 2025 Official

Run Time 11:35 AM
Run Date 02/21/2025

Island County, WA

February 11, 2025 Special Election

2/11/2025
Page 2

Official Results

Registered Voters
9345 of 25503 = 36.64%

Precincts Reporting
0 of 38 = 0.00%

201 612 of 1,316 registered voters = 46.50%

Proposition No.1, Oak Harbor School District #201, Renewal of Educational Programs & Operations Levy

Choice	Party	Absentee Voting		Early Voting		Election Day Voting		Total	
Yes		417	68.14%	0	0.00%	0	0.00%	417	68.14%
No		195	31.86%	0	0.00%	0	0.00%	195	31.86%
Cast Votes:		612	100.00%	0	0.00%	0	0.00%	612	100.00%
Undervotes:		0		0		0		0	
Overvotes:		0		0		0		0	
Uncertified Write-Ins:		0		0		0		0	

Precinct Results Report

February 11, 2025 Official

Run Time 11:35 AM
Run Date 02/21/2025

Island County, WA

February 11, 2025 Special Election

2/11/2025
Page 3

Official Results

Registered Voters
9345 of 25503 = 36.64%

Precincts Reporting
0 of 38 = 0.00%

202 200 of 572 registered voters = 34.97%

Proposition No.1, Oak Harbor School District #201, Renewal of Educational Programs & Operations Levy

Choice	Party	Absentee Voting		Early Voting		Election Day Voting		Total	
Yes		135	67.50%	0	0.00%	0	0.00%	135	67.50%
No		65	32.50%	0	0.00%	0	0.00%	65	32.50%
Cast Votes:		200	100.00%	0	0.00%	0	0.00%	200	100.00%
Undervotes:		0		0		0		0	
Overvotes:		0		0		0		0	
Uncertified Write-Ins:		0		0		0		0	

Precinct Results Report

February 11, 2025 Official

Run Time 11:35 AM
Run Date 02/21/2025

Island County, WA

February 11, 2025 Special Election

2/11/2025
Page 4

Official Results

Registered Voters
9345 of 25503 = 36.64%

Precincts Reporting
0 of 38 = 0.00%

203 391 of 1,035 registered voters = 37.78%

Proposition No.1, Oak Harbor School District #201, Renewal of Educational Programs & Operations Levy

Choice	Party	Absentee Voting		Early Voting		Election Day Voting		Total	
Yes		277	71.03%	0	0.00%	0	0.00%	277	71.03%
No		113	28.97%	0	0.00%	0	0.00%	113	28.97%
Cast Votes:		390	100.00%	0	0.00%	0	0.00%	390	100.00%
Undervotes:		1		0		0		1	
Overvotes:		0		0		0		0	
Uncertified Write-Ins:		0		0		0		0	

Precinct Results Report

February 11, 2025 Official

Run Time 11:35 AM
Run Date 02/21/2025

Island County, WA

February 11, 2025 Special Election

2/11/2025
Page 5

Official Results

Registered Voters
9345 of 25503 = 36.64%

Precincts Reporting
0 of 38 = 0.00%

204 420 of 1,201 registered voters = 34.97%

Proposition No.1, Oak Harbor School District #201, Renewal of Educational Programs & Operations Levy

Choice	Party	Absentee Voting		Early Voting		Election Day Voting		Total	
Yes		277	66.27%	0	0.00%	0	0.00%	277	66.27%
No		141	33.73%	0	0.00%	0	0.00%	141	33.73%
Cast Votes:		418	100.00%	0	0.00%	0	0.00%	418	100.00%
Undervotes:		2		0		0		2	
Overvotes:		0		0		0		0	
Uncertified Write-Ins:		0		0		0		0	

Precinct Results Report

February 11, 2025 Official

Run Time 11:35 AM
Run Date 02/21/2025

Island County, WA

February 11, 2025 Special Election

2/11/2025
Page 6

Official Results

Registered Voters
9345 of 25503 = 36.64%

Precincts Reporting
0 of 38 = 0.00%

205 265 of 821 registered voters = 32.28%

Proposition No.1, Oak Harbor School District #201, Renewal of Educational Programs & Operations Levy

Choice	Party	Absentee Voting		Early Voting		Election Day Voting		Total	
Yes		181	68.56%	0	0.00%	0	0.00%	181	68.56%
No		83	31.44%	0	0.00%	0	0.00%	83	31.44%
Cast Votes:		264	100.00%	0	0.00%	0	0.00%	264	100.00%
Undervotes:		1		0		0		1	
Overvotes:		0		0		0		0	
Uncertified Write-Ins:		0		0		0		0	

Precinct Results Report

February 11, 2025 Official

Run Time 11:35 AM
Run Date 02/21/2025

Island County, WA

February 11, 2025 Special Election

2/11/2025
Page 7

Official Results

Registered Voters
9345 of 25503 = 36.64%

Precincts Reporting
0 of 38 = 0.00%

206224 of 966 registered voters = 23.19%

Proposition No.1, Oak Harbor School District #201, Renewal of Educational Programs & Operations Levy

Choice	Party	Absentee Voting		Early Voting		Election Day Voting		Total	
Yes		155	69.51%	0	0.00%	0	0.00%	155	69.51%
No		68	30.49%	0	0.00%	0	0.00%	68	30.49%
Cast Votes:		223	100.00%	0	0.00%	0	0.00%	223	100.00%
Undervotes:		1		0		0		1	
Overvotes:		0		0		0		0	
Uncertified Write-Ins:		0		0		0		0	

Precinct Results Report

February 11, 2025 Official

Run Time 11:35 AM
Run Date 02/21/2025

Island County, WA

February 11, 2025 Special Election

2/11/2025
Page 8

Official Results

Registered Voters
9345 of 25503 = 36.64%

Precincts Reporting
0 of 38 = 0.00%

207 314 of 963 registered voters = 32.61%

Proposition No.1, Oak Harbor School District #201, Renewal of Educational Programs & Operations Levy

Choice	Party	Absentee Voting		Early Voting		Election Day Voting		Total	
Yes		210	66.88%	0	0.00%	0	0.00%	210	66.88%
No		104	33.12%	0	0.00%	0	0.00%	104	33.12%
Cast Votes:		314	100.00%	0	0.00%	0	0.00%	314	100.00%
Undervotes:		0		0		0		0	
Overvotes:		0		0		0		0	
Uncertified Write-Ins:		0		0		0		0	

Precinct Results Report

February 11, 2025 Official

Run Time 11:35 AM
Run Date 02/21/2025

Island County, WA

February 11, 2025 Special Election

2/11/2025
Page 9

Official Results

Registered Voters
9345 of 25503 = 36.64%

Precincts Reporting
0 of 38 = 0.00%

208 239 of 732 registered voters = 32.65%

Proposition No.1, Oak Harbor School District #201, Renewal of Educational Programs & Operations Levy

Choice	Party	Absentee Voting		Early Voting		Election Day Voting		Total	
Yes		149	62.34%	0	0.00%	0	0.00%	149	62.34%
No		90	37.66%	0	0.00%	0	0.00%	90	37.66%
Cast Votes:		239	100.00%	0	0.00%	0	0.00%	239	100.00%
Undervotes:		0		0		0		0	
Overvotes:		0		0		0		0	
Uncertified Write-Ins:		0		0		0		0	

Precinct Results Report

February 11, 2025 Official

Run Time 11:35 AM
Run Date 02/21/2025

Island County, WA

February 11, 2025 Special Election

2/11/2025
Page 10

Official Results

Registered Voters
9345 of 25503 = 36.64%

Precincts Reporting
0 of 38 = 0.00%

209101 of 866 registered voters = 11.66%

Proposition No.1, Oak Harbor School District #201, Renewal of Educational Programs & Operations Levy

Choice	Party	Absentee Voting		Early Voting		Election Day Voting		Total	
Yes		95	94.06%	0	0.00%	0	0.00%	95	94.06%
No		6	5.94%	0	0.00%	0	0.00%	6	5.94%
Cast Votes:		101	100.00%	0	0.00%	0	0.00%	101	100.00%
Undervotes:		0		0		0		0	
Overvotes:		0		0		0		0	
Uncertified Write-Ins:		0		0		0		0	

Precinct Results Report

February 11, 2025 Official

Run Time 11:35 AM
Run Date 02/21/2025

Island County, WA

February 11, 2025 Special Election

2/11/2025
Page 11

Official Results

Registered Voters
9345 of 25503 = 36.64%

Precincts Reporting
0 of 38 = 0.00%

210 125 of 422 registered voters = 29.62%

Proposition No.1, Oak Harbor School District #201, Renewal of Educational Programs & Operations Levy

Choice	Party	Absentee Voting		Early Voting		Election Day Voting		Total	
Yes		92	73.60%	0	0.00%	0	0.00%	92	73.60%
No		33	26.40%	0	0.00%	0	0.00%	33	26.40%
Cast Votes:		125	100.00%	0	0.00%	0	0.00%	125	100.00%
Undervotes:		0		0		0		0	
Overvotes:		0		0		0		0	
Uncertified Write-Ins:		0		0		0		0	

Precinct Results Report

February 11, 2025 Official

Run Time 11:35 AM
Run Date 02/21/2025

Island County, WA

February 11, 2025 Special Election

2/11/2025
Page 12

Official Results

Registered Voters
9345 of 25503 = 36.64%

Precincts Reporting
0 of 38 = 0.00%

211 307 of 785 registered voters = 39.11%

Proposition No.1, Oak Harbor School District #201, Renewal of Educational Programs & Operations Levy

Choice	Party	Absentee Voting		Early Voting		Election Day Voting		Total	
Yes		229	74.59%	0	0.00%	0	0.00%	229	74.59%
No		78	25.41%	0	0.00%	0	0.00%	78	25.41%
Cast Votes:		307	100.00%	0	0.00%	0	0.00%	307	100.00%
Undervotes:		0		0		0		0	
Overvotes:		0		0		0		0	
Uncertified Write-Ins:		0		0		0		0	

Precinct Results Report

February 11, 2025 Official

Run Time 11:35 AM
Run Date 02/21/2025

Island County, WA

February 11, 2025 Special Election

2/11/2025
Page 13

Official Results

Registered Voters
9345 of 25503 = 36.64%

Precincts Reporting
0 of 38 = 0.00%

212 163 of 371 registered voters = 43.94%

Proposition No.1, Oak Harbor School District #201, Renewal of Educational Programs & Operations Levy

Choice	Party	Absentee Voting		Early Voting		Election Day Voting		Total	
Yes		119	73.01%	0	0.00%	0	0.00%	119	73.01%
No		44	26.99%	0	0.00%	0	0.00%	44	26.99%
Cast Votes:		163	100.00%	0	0.00%	0	0.00%	163	100.00%
Undervotes:		0		0		0		0	
Overvotes:		0		0		0		0	
Uncertified Write-Ins:		0		0		0		0	

Precinct Results Report

February 11, 2025 Official

Run Time 11:35 AM
Run Date 02/21/2025

Island County, WA

February 11, 2025 Special Election

2/11/2025
Page 14

Official Results

Registered Voters
9345 of 25503 = 36.64%

Precincts Reporting
0 of 38 = 0.00%

213 135 of 535 registered voters = 25.23%

Proposition No.1, Oak Harbor School District #201, Renewal of Educational Programs & Operations Levy

Choice	Party	Absentee Voting		Early Voting		Election Day Voting		Total	
Yes		93	68.89%	0	0.00%	0	0.00%	93	68.89%
No		42	31.11%	0	0.00%	0	0.00%	42	31.11%
Cast Votes:		135	100.00%	0	0.00%	0	0.00%	135	100.00%
Undervotes:		0		0		0		0	
Overvotes:		0		0		0		0	
Uncertified Write-Ins:		0		0		0		0	

Precinct Results Report

February 11, 2025 Official

Run Time 11:35 AM
Run Date 02/21/2025

Island County, WA

February 11, 2025 Special Election

2/11/2025
Page 15

Official Results

Registered Voters
9345 of 25503 = 36.64%

Precincts Reporting
0 of 38 = 0.00%

214 236 of 471 registered voters = 50.11%

Proposition No.1, Oak Harbor School District #201, Renewal of Educational Programs & Operations Levy

Choice	Party	Absentee Voting		Early Voting		Election Day Voting		Total	
Yes		170	72.34%	0	0.00%	0	0.00%	170	72.34%
No		65	27.66%	0	0.00%	0	0.00%	65	27.66%
Cast Votes:		235	100.00%	0	0.00%	0	0.00%	235	100.00%
Undervotes:		1		0		0		1	
Overvotes:		0		0		0		0	
Uncertified Write-Ins:		0		0		0		0	

Precinct Results Report

February 11, 2025 Official

Run Time 11:35 AM
Run Date 02/21/2025

Island County, WA

February 11, 2025 Special Election

2/11/2025
Page 16

Official Results

Registered Voters
9345 of 25503 = 36.64%

Precincts Reporting
0 of 38 = 0.00%

215 180 of 593 registered voters = 30.35%

Proposition No.1, Oak Harbor School District #201, Renewal of Educational Programs & Operations Levy

Choice	Party	Absentee Voting		Early Voting		Election Day Voting		Total	
Yes		114	64.04%	0	0.00%	0	0.00%	114	64.04%
No		64	35.96%	0	0.00%	0	0.00%	64	35.96%
Cast Votes:		178	100.00%	0	0.00%	0	0.00%	178	100.00%
Undervotes:		2		0		0		2	
Overvotes:		0		0		0		0	
Uncertified Write-Ins:		0		0		0		0	

Precinct Results Report

February 11, 2025 Official

Run Time 11:35 AM
Run Date 02/21/2025

Island County, WA

February 11, 2025 Special Election

2/11/2025
Page 17

Official Results

Registered Voters
9345 of 25503 = 36.64%

Precincts Reporting
0 of 38 = 0.00%

216 201 of 608 registered voters = 33.06%

Proposition No.1, Oak Harbor School District #201, Renewal of Educational Programs & Operations Levy

Choice	Party	Absentee Voting		Early Voting		Election Day Voting		Total	
Yes		157	78.11%	0	0.00%	0	0.00%	157	78.11%
No		44	21.89%	0	0.00%	0	0.00%	44	21.89%
Cast Votes:		201	100.00%	0	0.00%	0	0.00%	201	100.00%
Undervotes:		0		0		0		0	
Overvotes:		0		0		0		0	
Uncertified Write-Ins:		0		0		0		0	

Precinct Results Report

February 11, 2025 Official

Run Time 11:35 AM
Run Date 02/21/2025

Island County, WA

February 11, 2025 Special Election

2/11/2025
Page 18

Official Results

Registered Voters
9345 of 25503 = 36.64%

Precincts Reporting
0 of 38 = 0.00%

217 210 of 633 registered voters = 33.18%

Proposition No.1, Oak Harbor School District #201, Renewal of Educational Programs & Operations Levy

Choice	Party	Absentee Voting		Early Voting		Election Day Voting		Total	
Yes		154	73.68%	0	0.00%	0	0.00%	154	73.68%
No		55	26.32%	0	0.00%	0	0.00%	55	26.32%
Cast Votes:		209	100.00%	0	0.00%	0	0.00%	209	100.00%
Undervotes:		1		0		0		1	
Overvotes:		0		0		0		0	
Uncertified Write-Ins:		0		0		0		0	

Precinct Results Report

February 11, 2025 Official

Run Time 11:35 AM
Run Date 02/21/2025

Island County, WA

February 11, 2025 Special Election

2/11/2025
Page 19

Official Results

Registered Voters
9345 of 25503 = 36.64%

Precincts Reporting
0 of 38 = 0.00%

218 44 of 423 registered voters = 10.40%

Proposition No.1, Oak Harbor School District #201, Renewal of Educational Programs & Operations Levy

Choice	Party	Absentee Voting		Early Voting		Election Day Voting		Total	
Yes		42	95.45%	0	0.00%	0	0.00%	42	95.45%
No		2	4.55%	0	0.00%	0	0.00%	2	4.55%
Cast Votes:		44	100.00%	0	0.00%	0	0.00%	44	100.00%
Undervotes:		0		0		0		0	
Overvotes:		0		0		0		0	
Uncertified Write-Ins:		0		0		0		0	

Precinct Results Report

February 11, 2025 Official

Run Time 11:35 AM
Run Date 02/21/2025

Island County, WA

February 11, 2025 Special Election

2/11/2025
Page 20

Official Results

Registered Voters
9345 of 25503 = 36.64%

Precincts Reporting
0 of 38 = 0.00%

251 323 of 613 registered voters = 52.69%

Proposition No.1, Oak Harbor School District #201, Renewal of Educational Programs & Operations Levy

Choice	Party	Absentee Voting		Early Voting		Election Day Voting		Total	
Yes		201	62.23%	0	0.00%	0	0.00%	201	62.23%
No		122	37.77%	0	0.00%	0	0.00%	122	37.77%
Cast Votes:		323	100.00%	0	0.00%	0	0.00%	323	100.00%
Undervotes:		0		0		0		0	
Overvotes:		0		0		0		0	
Uncertified Write-Ins:		0		0		0		0	

Precinct Results Report

February 11, 2025 Official

Run Time 11:35 AM
Run Date 02/21/2025

Island County, WA

February 11, 2025 Special Election

2/11/2025
Page 21

Official Results

Registered Voters
9345 of 25503 = 36.64%

Precincts Reporting
0 of 38 = 0.00%

252 380 of 859 registered voters = 44.24%

Proposition No.1, Oak Harbor School District #201, Renewal of Educational Programs & Operations Levy

Choice	Party	Absentee Voting		Early Voting		Election Day Voting		Total	
Yes		187	49.21%	0	0.00%	0	0.00%	187	49.21%
No		193	50.79%	0	0.00%	0	0.00%	193	50.79%
Cast Votes:		380	100.00%	0	0.00%	0	0.00%	380	100.00%
Undervotes:		0		0		0		0	
Overvotes:		0		0		0		0	
Uncertified Write-Ins:		0		0		0		0	

Precinct Results Report

February 11, 2025 Official

Run Time 11:35 AM
Run Date 02/21/2025

Island County, WA

February 11, 2025 Special Election

2/11/2025
Page 22

Official Results

Registered Voters
9345 of 25503 = 36.64%

Precincts Reporting
0 of 38 = 0.00%

253 468 of 872 registered voters = 53.67%

Proposition No.1, Oak Harbor School District #201, Renewal of Educational Programs & Operations Levy

Choice	Party	Absentee Voting		Early Voting		Election Day Voting		Total	
Yes		271	57.91%	0	0.00%	0	0.00%	271	57.91%
No		197	42.09%	0	0.00%	0	0.00%	197	42.09%
Cast Votes:		468	100.00%	0	0.00%	0	0.00%	468	100.00%
Undervotes:		0		0		0		0	
Overvotes:		0		0		0		0	
Uncertified Write-Ins:		0		0		0		0	

Precinct Results Report

February 11, 2025 Official

Run Time 11:35 AM
Run Date 02/21/2025

Island County, WA

February 11, 2025 Special Election

2/11/2025
Page 23

Official Results

Registered Voters
9345 of 25503 = 36.64%

Precincts Reporting
0 of 38 = 0.00%

254 431 of 980 registered voters = 43.98%

Proposition No.1, Oak Harbor School District #201, Renewal of Educational Programs & Operations Levy

Choice	Party	Absentee Voting		Early Voting		Election Day Voting		Total	
Yes		276	64.04%	0	0.00%	0	0.00%	276	64.04%
No		155	35.96%	0	0.00%	0	0.00%	155	35.96%
Cast Votes:		431	100.00%	0	0.00%	0	0.00%	431	100.00%
Undervotes:		0		0		0		0	
Overvotes:		0		0		0		0	
Uncertified Write-Ins:		0		0		0		0	

Precinct Results Report

February 11, 2025 Official

Run Time 11:35 AM
Run Date 02/21/2025

Island County, WA

February 11, 2025 Special Election

2/11/2025
Page 24

Official Results

Registered Voters
9345 of 25503 = 36.64%

Precincts Reporting
0 of 38 = 0.00%

255 114 of 323 registered voters = 35.29%

Proposition No.1, Oak Harbor School District #201, Renewal of Educational Programs & Operations Levy

Choice	Party	Absentee Voting		Early Voting		Election Day Voting		Total	
Yes		71	62.28%	0	0.00%	0	0.00%	71	62.28%
No		43	37.72%	0	0.00%	0	0.00%	43	37.72%
Cast Votes:		114	100.00%	0	0.00%	0	0.00%	114	100.00%
Undervotes:		0		0		0		0	
Overvotes:		0		0		0		0	
Uncertified Write-Ins:		0		0		0		0	

Precinct Results Report

February 11, 2025 Official

Run Time 11:35 AM
Run Date 02/21/2025

Island County, WA

February 11, 2025 Special Election

2/11/2025
Page 25

Official Results

Registered Voters
9345 of 25503 = 36.64%

Precincts Reporting
0 of 38 = 0.00%

256107 of 244 registered voters = 43.85%

Proposition No.1, Oak Harbor School District #201, Renewal of Educational Programs & Operations Levy

Choice	Party	Absentee Voting		Early Voting		Election Day Voting		Total	
Yes		61	57.01%	0	0.00%	0	0.00%	61	57.01%
No		46	42.99%	0	0.00%	0	0.00%	46	42.99%
Cast Votes:		107	100.00%	0	0.00%	0	0.00%	107	100.00%
Undervotes:		0		0		0		0	
Overvotes:		0		0		0		0	
Uncertified Write-Ins:		0		0		0		0	

Precinct Results Report

February 11, 2025 Official

Run Time 11:35 AM
Run Date 02/21/2025

Island County, WA

February 11, 2025 Special Election

2/11/2025
Page 26

Official Results

Registered Voters
9345 of 25503 = 36.64%

Precincts Reporting
0 of 38 = 0.00%

257 81 of 197 registered voters = 41.12%

Proposition No.1, Oak Harbor School District #201, Renewal of Educational Programs & Operations Levy

Choice	Party	Absentee Voting		Early Voting		Election Day Voting		Total	
Yes		47	58.02%	0	0.00%	0	0.00%	47	58.02%
No		34	41.98%	0	0.00%	0	0.00%	34	41.98%
Cast Votes:		81	100.00%	0	0.00%	0	0.00%	81	100.00%
Undervotes:		0		0		0		0	
Overvotes:		0		0		0		0	
Uncertified Write-Ins:		0		0		0		0	

Precinct Results Report

February 11, 2025 Official

Run Time 11:35 AM
Run Date 02/21/2025

Island County, WA

February 11, 2025 Special Election

2/11/2025
Page 27

Official Results

Registered Voters
9345 of 25503 = 36.64%

Precincts Reporting
0 of 38 = 0.00%

258 34 of 63 registered voters = 53.97%

Proposition No.1, Oak Harbor School District #201, Renewal of Educational Programs & Operations Levy

Choice	Party	Absentee Voting		Early Voting		Election Day Voting		Total	
Yes		29	85.29%	0	0.00%	0	0.00%	29	85.29%
No		5	14.71%	0	0.00%	0	0.00%	5	14.71%
Cast Votes:		34	100.00%	0	0.00%	0	0.00%	34	100.00%
Undervotes:		0		0		0		0	
Overvotes:		0		0		0		0	
Uncertified Write-Ins:		0		0		0		0	

Precinct Results Report

February 11, 2025 Official

Run Time 11:35 AM
Run Date 02/21/2025

Island County, WA

February 11, 2025 Special Election

2/11/2025
Page 28

Official Results

Registered Voters
9345 of 25503 = 36.64%

Precincts Reporting
0 of 38 = 0.00%

25919 of 81 registered voters = 23.46%

Proposition No.1, Oak Harbor School District #201, Renewal of Educational Programs & Operations Levy

Choice	Party	Absentee Voting		Early Voting		Election Day Voting		Total	
Yes		10	52.63%	0	0.00%	0	0.00%	10	52.63%
No		9	47.37%	0	0.00%	0	0.00%	9	47.37%
Cast Votes:		19	100.00%	0	0.00%	0	0.00%	19	100.00%
Undervotes:		0		0		0		0	
Overvotes:		0		0		0		0	
Uncertified Write-Ins:		0		0		0		0	

Precinct Results Report

February 11, 2025 Official

Run Time11:35 AM

Run Date02/21/2025

Island County, WA

February 11, 2025 Special Election

2/11/2025

Page 29

Official Results

Registered Voters

9345 of 25503 = 36.64%

Precincts Reporting

0 of 38 = 0.00%

260

4 of 16 registered voters = 25.00%

Proposition No.1, Oak Harbor School District #201, Renewal of Educational Programs & Operations Levy									
Choice	Party	Absentee Voting		Early Voting		Election Day Voting		Total	
Yes		4	100.00%	0	0.00%	0	0.00%	4	100.00%
No		0	0.00%	0	0.00%	0	0.00%	0	0.00%
Cast Votes:		4	100.00%	0	0.00%	0	0.00%	4	100.00%
Undervotes:		0		0		0		0	
Overvotes:		0		0		0		0	
Uncertified Write-Ins:		0		0		0		0	

Precinct Results Report

February 11, 2025 Official

Run Time 11:35 AM
Run Date 02/21/2025

Island County, WA

February 11, 2025 Special Election

2/11/2025
Page 30

Official Results

Registered Voters
9345 of 25503 = 36.64%

Precincts Reporting
0 of 38 = 0.00%

351 276 of 733 registered voters = 37.65%

Proposition No.1, Oak Harbor School District #201, Renewal of Educational Programs & Operations Levy

Choice	Party	Absentee Voting		Early Voting		Election Day Voting		Total	
Yes		116	42.03%	0	0.00%	0	0.00%	116	42.03%
No		160	57.97%	0	0.00%	0	0.00%	160	57.97%
Cast Votes:		276	100.00%	0	0.00%	0	0.00%	276	100.00%
Undervotes:		0		0		0		0	
Overvotes:		0		0		0		0	
Uncertified Write-Ins:		0		0		0		0	

Precinct Results Report

February 11, 2025 Official

Run Time 11:35 AM
Run Date 02/21/2025

Island County, WA

February 11, 2025 Special Election

2/11/2025
Page 31

Official Results

Registered Voters
9345 of 25503 = 36.64%

Precincts Reporting
0 of 38 = 0.00%

352 368 of 847 registered voters = 43.45%

Proposition No.1, Oak Harbor School District #201, Renewal of Educational Programs & Operations Levy

Choice	Party	Absentee Voting		Early Voting		Election Day Voting		Total	
Yes		221	60.05%	0	0.00%	0	0.00%	221	60.05%
No		147	39.95%	0	0.00%	0	0.00%	147	39.95%
Cast Votes:		368	100.00%	0	0.00%	0	0.00%	368	100.00%
Undervotes:		0		0		0		0	
Overvotes:		0		0		0		0	
Uncertified Write-Ins:		0		0		0		0	

Precinct Results Report

February 11, 2025 Official

Run Time 11:35 AM
Run Date 02/21/2025

Island County, WA

February 11, 2025 Special Election

2/11/2025
Page 32

Official Results

Registered Voters
9345 of 25503 = 36.64%

Precincts Reporting
0 of 38 = 0.00%

353 9 of 362 registered voters = 2.49%

Proposition No.1, Oak Harbor School District #201, Renewal of Educational Programs & Operations Levy

Choice	Party	Absentee Voting		Early Voting		Election Day Voting		Total	
Yes		6	66.67%	0	0.00%	0	0.00%	6	66.67%
No		3	33.33%	0	0.00%	0	0.00%	3	33.33%
Cast Votes:		9	100.00%	0	0.00%	0	0.00%	9	100.00%
Undervotes:		0		0		0		0	
Overvotes:		0		0		0		0	
Uncertified Write-Ins:		0		0		0		0	

Precinct Results Report

February 11, 2025 Official

Run Time 11:35 AM
Run Date 02/21/2025

Island County, WA

February 11, 2025 Special Election

2/11/2025
Page 33

Official Results

Registered Voters
9345 of 25503 = 36.64%

Precincts Reporting
0 of 38 = 0.00%

354 336 of 792 registered voters = 42.42%

Proposition No.1, Oak Harbor School District #201, Renewal of Educational Programs & Operations Levy

Choice	Party	Absentee Voting		Early Voting		Election Day Voting		Total	
Yes		183	54.46%	0	0.00%	0	0.00%	183	54.46%
No		153	45.54%	0	0.00%	0	0.00%	153	45.54%
Cast Votes:		336	100.00%	0	0.00%	0	0.00%	336	100.00%
Undervotes:		0		0		0		0	
Overvotes:		0		0		0		0	
Uncertified Write-Ins:		0		0		0		0	

Precinct Results Report

February 11, 2025 Official

Run Time 11:35 AM
Run Date 02/21/2025

Island County, WA

February 11, 2025 Special Election

2/11/2025
Page 34

Official Results

Registered Voters
9345 of 25503 = 36.64%

Precincts Reporting
0 of 38 = 0.00%

355 346 of 775 registered voters = 44.65%

Proposition No.1, Oak Harbor School District #201, Renewal of Educational Programs & Operations Levy

Choice	Party	Absentee Voting		Early Voting		Election Day Voting		Total	
Yes		180	52.02%	0	0.00%	0	0.00%	180	52.02%
No		166	47.98%	0	0.00%	0	0.00%	166	47.98%
Cast Votes:		346	100.00%	0	0.00%	0	0.00%	346	100.00%
Undervotes:		0		0		0		0	
Overvotes:		0		0		0		0	
Uncertified Write-Ins:		0		0		0		0	

Precinct Results Report

February 11, 2025 Official

Run Time 11:35 AM
Run Date 02/21/2025

Island County, WA

February 11, 2025 Special Election

2/11/2025
Page 35

Official Results

Registered Voters
9345 of 25503 = 36.64%

Precincts Reporting
0 of 38 = 0.00%

356 336 of 766 registered voters = 43.86%

Proposition No.1, Oak Harbor School District #201, Renewal of Educational Programs & Operations Levy

Choice	Party	Absentee Voting		Early Voting		Election Day Voting		Total	
Yes		172	51.19%	0	0.00%	0	0.00%	172	51.19%
No		164	48.81%	0	0.00%	0	0.00%	164	48.81%
Cast Votes:		336	100.00%	0	0.00%	0	0.00%	336	100.00%
Undervotes:		0		0		0		0	
Overvotes:		0		0		0		0	
Uncertified Write-Ins:		0		0		0		0	

Precinct Results Report

February 11, 2025 Official

Run Time 11:35 AM
Run Date 02/21/2025

Island County, WA

February 11, 2025 Special Election

2/11/2025
Page 36

Official Results

Registered Voters
9345 of 25503 = 36.64%

Precincts Reporting
0 of 38 = 0.00%

357 232 of 796 registered voters = 29.15%

Proposition No.1, Oak Harbor School District #201, Renewal of Educational Programs & Operations Levy

Choice	Party	Absentee Voting		Early Voting		Election Day Voting		Total	
Yes		125	53.88%	0	0.00%	0	0.00%	125	53.88%
No		107	46.12%	0	0.00%	0	0.00%	107	46.12%
Cast Votes:		232	100.00%	0	0.00%	0	0.00%	232	100.00%
Undervotes:		0		0		0		0	
Overvotes:		0		0		0		0	
Uncertified Write-Ins:		0		0		0		0	

Precinct Results Report

February 11, 2025 Official

Run Time 11:35 AM
Run Date 02/21/2025

Island County, WA

February 11, 2025 Special Election

2/11/2025
Page 37

Official Results

Registered Voters
9345 of 25503 = 36.64%

Precincts Reporting
0 of 38 = 0.00%

358 400 of 996 registered voters = 40.16%

Proposition No.1, Oak Harbor School District #201, Renewal of Educational Programs & Operations Levy

Choice	Party	Absentee Voting		Early Voting		Election Day Voting		Total	
Yes		215	53.75%	0	0.00%	0	0.00%	215	53.75%
No		185	46.25%	0	0.00%	0	0.00%	185	46.25%
Cast Votes:		400	100.00%	0	0.00%	0	0.00%	400	100.00%
Undervotes:		0		0		0		0	
Overvotes:		0		0		0		0	
Uncertified Write-Ins:		0		0		0		0	

Precinct Results Report

February 11, 2025 Official

Run Time 11:35 AM
Run Date 02/21/2025

Island County, WA

February 11, 2025 Special Election

2/11/2025
Page 38

Official Results

Registered Voters
9345 of 25503 = 36.64%

Precincts Reporting
0 of 38 = 0.00%

359 301 of 943 registered voters = 31.92%

Proposition No.1, Oak Harbor School District #201, Renewal of Educational Programs & Operations Levy

Choice	Party	Absentee Voting		Early Voting		Election Day Voting		Total	
Yes		147	49.00%	0	0.00%	0	0.00%	147	49.00%
No		153	51.00%	0	0.00%	0	0.00%	153	51.00%
Cast Votes:		300	100.00%	0	0.00%	0	0.00%	300	100.00%
Undervotes:		1		0		0		1	
Overvotes:		0		0		0		0	
Uncertified Write-Ins:		0		0		0		0	

*** End of report ***