

OFFICIAL RETURNS

SPECIAL ELECTION

February 12, 2019



**ISLAND COUNTY
STATE OF WASHINGTON**



Oath of Authenticity

STATE OF WASHINGTON)
) ss.
COUNTY OF ISLAND)

I solemnly swear that the unofficial returns and supporting documentation of the Special Election held on February 12, 2019, in Island County, State of Washington, are true and correct.




County Auditor

Subscribed and sworn before me this 22nd day of February, 2019



County Legislative Authority (witness)



County Prosecuting Attorney (witness)


Certification of the Canvassing Board

STATE OF WASHINGTON)
) ss.
COUNTY OF ISLAND)


The undersigned officers designated by law as constituting the Canvassing Board for the County of Island, State of Washington, hereby certify that this is a full, true and correct copy of the Abstract of Votes including the cumulative results, precinct results, and reconciliation report of votes cast at the Special Election held on February 12, 2019, in Island County, State of Washington, and that the following are the true and reconciled numbers of voters and votes counted.

Witness our hands and official seal this 22nd day of February, 2019.






County Auditor



County Legislative Authority



County Prosecuting Attorney

Handwritten note: 2/22/19

Special Election – February 12, 2019
Report to the Canvassing Board at Certification

1. The equipment used to tabulate the ballots consists of HART Verity software and Canon Scanners. This system is certified for use in Washington State by the Secretary of State. The programming for this election was done by the Elections Division. A logic and accuracy test was performed.
2. All ballots were stored and locked in a secure area, both prior to the election and afterward.
3. All absentee ballots were processed according to statute. Experienced staff verified all signatures.
4. All ballots believed eligible for counting have been counted 6,013.
5. No system problems were encountered.
6. Ballots brought to the attention of the canvassing board included ballots with no signatures, mismatched signatures, ballots left in drop boxes without exterior envelopes, late postmarks, submissions from cancelled voters and damaged ballots.
7. A random batch audit was conducted, in accordance with statute. No anomalies were discovered.
8. Ballot count reconciliations were performed throughout the process to insure that all ballots received have been accounted for.



Sheilah Crider, Auditor

Michele Reagan, Elections Supervisor

Date: February 22, 2019

Island County Auditor

Reconciliation Form

General information

County name Island
 Election date February 12, 2019

Registered voters eligible to participate

Active registered voters 13,311
 Inactive registered voters 853

Category Reconciliation (detailed accounting of ballots)

	Issued (number of voters issued ballots)	Ballots Received (envelopes containing ballots)	Ballots Accepted (Counted / Tabulated)	Ballots Not Counted		Discrepancy (If zero, category balances)
				Ballots forwarded to other counties	Ballots Rejected	
UOCAVA	272	48	48	N/A	0	0
Federal write-in	N/A	0	0	N/A	0	0
Provisional	0	0	0	0	0	0
DREs	0	0	0	N/A	0	0
All voters not reported in above categories	13,116	6,106	5,965	0	141	0
Total for all voter categories	13,388	6,154	6,013	0	141	0

Summary

Reconciliation

Overall Ballot Reconciliation

Ballots Received	6,154
Ballots Accepted	6,013
Ballots Not Counted	141
Discrepancy	0

Voters credited to ballots counted

Credited voters in EMS	6,012
Credited envelopes without ballots	0
Voters not credited in EMS (examples: FWAB or ACP)	1
Total valid ballots	6,013
Discrepancy	0

Additional Information

Replacement Ballots

Requested	2
Issued	2
Returned	2
Counted	2
Rejected	0

Return method

Email	13
Fax	4
Deposited at staffed, unstaffed deposit sites and voting centers	2,065
Non-UOCAVA returned by Fax or Email	0

Generation method

MyBallot	26
Other online programs	0
PDF originating from county	0
Non-UOCAVA ballots issued electronically	0

AutoMark®

Estimated number of AutoMark® voters	0
--------------------------------------	---

Category discrepancy explanation

EMS discrepancy explanation

Report prepared by: Michele Reagan

Date: February 22, 2019

Contact number: 360-240-5535

Cumulative Results

2019 February Special Election

Run Time 8:57 AM

Run Date 02/22/2019

Island County, WA

Special Election

2/12/2019

Page 1 of 1

Official results**Registered Voters**

6013 of 13311 = 45.17 %

Precincts Reporting

10 of 10 = 100.00 %

South Whidbey School District Replacement Levy for Educational Programs/Operations

Choice	Party	Election Day Voting		Absentee Voting		Early Voting		Total	
Yes		0	0.00%	4359	72.49%	0	0.00%	4359	72.49%
No		0	0.00%	1646	27.37%	0	0.00%	1646	27.37%
Cast Votes:		0	0.00%	6005	99.87%	0	0.00%	6005	99.87%
Undervotes:		0	0.00%	8	0.13%	0	0.00%	8	0.13%
Overvotes:		0	0.00%	0	0.00%	0	0.00%	0	0.00%
Unresolved write-in votes:		0	0.00%	0	0.00%	0	0.00%	0	0.00%

South Whidbey School District Technology, Capital Improvements and Safety

Choice	Party	Election Day Voting		Absentee Voting		Early Voting		Total	
Yes		0	0.00%	4219	70.16%	0	0.00%	4219	70.16%
No		0	0.00%	1765	29.35%	0	0.00%	1765	29.35%
Cast Votes:		0	0.00%	5984	99.52%	0	0.00%	5984	99.52%
Undervotes:		0	0.00%	29	0.48%	0	0.00%	29	0.48%
Overvotes:		0	0.00%	0	0.00%	0	0.00%	0	0.00%
Unresolved write-in votes:		0	0.00%	0	0.00%	0	0.00%	0	0.00%

Canvass Results

2019 February Special Election

Run Time 8:59 AM

Run Date 02/22/2019

Island County, WA

Special Election

2/12/2019

Page 1 of 2

Official results

Registered Voters

6013 of 13311 = 45.17 %

Precincts Reporting

10 of 10 = 100.00 %

South Whidbey School District Replacement Levy for Educational Programs/Operations

Precinct	Yes	No	Cast Votes	Undervotes	Overvotes	Unresolved write-in votes	Election Day Voting Ballots Cast	Absentee Voting Ballots Cast	Early Voting Ballots Cast	Total Ballots Cast	Registered Voters	Turnout Percentage
161	435	214	649	1	0	0	0	650	0	650	1360	47.79 %
162	454	181	635	0	0	0	0	635	0	635	1429	44.44 %
163	457	134	591	0	0	0	0	591	0	591	1269	46.57 %
164	472	168	640	0	0	0	0	640	0	640	1427	44.85 %
165	518	180	698	0	0	0	0	698	0	698	1408	49.57 %
166	424	86	510	2	0	0	0	512	0	512	956	53.56 %
167	383	170	553	2	0	0	0	555	0	555	1262	43.98 %
168	429	156	585	0	0	0	0	585	0	585	1490	39.26 %
169	370	178	548	1	0	0	0	549	0	549	1320	41.59 %
170	417	179	596	2	0	0	0	598	0	598	1390	43.02 %
Totals	4359	1646	6005	8	0	0	0	6013	0	6013	13311	45.17 %

Canvass Results

2019 February Special Election

Run Time 8:59 AM

Run Date 02/22/2019

Island County, WA

Special Election

2/12/2019

Page 2 of 2

Official results

Registered Voters

6013 of 13311 = 45.17 %

Precincts Reporting

10 of 10 = 100.00 %

South Whidbey School District Technology, Capital Improvements and Safety

Precinct	Yes	No	Cast Votes	Undervotes	Overvotes	Unresolved write-in votes	Election Day Voting Ballots Cast	Absentee Voting Ballots Cast	Early Voting Ballots Cast	Total Ballots Cast	Registered Voters	Turnout Percentage
161	422	225	647	3	0	0	0	650	0	650	1360	47.79 %
162	423	211	634	1	0	0	0	635	0	635	1429	44.44 %
163	447	141	588	3	0	0	0	591	0	591	1269	46.57 %
164	451	187	638	2	0	0	0	640	0	640	1427	44.85 %
165	495	199	694	4	0	0	0	698	0	698	1408	49.57 %
166	410	97	507	5	0	0	0	512	0	512	956	53.56 %
167	377	177	554	1	0	0	0	555	0	555	1262	43.98 %
168	426	158	584	1	0	0	0	585	0	585	1490	39.26 %
169	350	195	545	4	0	0	0	549	0	549	1320	41.59 %
170	418	175	593	5	0	0	0	598	0	598	1390	43.02 %
Totals	4219	1765	5984	29	0	0	0	6013	0	6013	13311	45.17 %

Precinct Results

2019 February Special Election

Run Time 8:59 AM

Run Date 02/22/2019

Island County, WA

Special Election

2/12/2019

Page 1 of 10

Official results**Registered Voters**

6013 of 13311 = 45.17 %

Precincts Reporting

10 of 10 = 100.00 %

161**South Whidbey School District Replacement Levy for Educational Programs/Operations**

Choice	Party	Election Day Voting		Absentee Voting		Early Voting		Total	
Yes		0	0.00%	435	66.92%	0	0.00%	435	66.92%
No		0	0.00%	214	32.92%	0	0.00%	214	32.92%
Cast Votes:		0	0.00%	649	99.85%	0	0.00%	649	99.85%
Undervotes:		0	0.00%	1	0.15%	0	0.00%	1	0.15%
Overvotes:		0	0.00%	0	0.00%	0	0.00%	0	0.00%
Unresolved write-in votes:		0	0.00%	0	0.00%	0	0.00%	0	0.00%

South Whidbey School District Technology, Capital Improvements and Safety

Choice	Party	Election Day Voting		Absentee Voting		Early Voting		Total	
Yes		0	0.00%	422	64.92%	0	0.00%	422	64.92%
No		0	0.00%	225	34.62%	0	0.00%	225	34.62%
Cast Votes:		0	0.00%	647	99.54%	0	0.00%	647	99.54%
Undervotes:		0	0.00%	3	0.46%	0	0.00%	3	0.46%
Overvotes:		0	0.00%	0	0.00%	0	0.00%	0	0.00%
Unresolved write-in votes:		0	0.00%	0	0.00%	0	0.00%	0	0.00%

Precinct Results

2019 February Special Election

Run Time 8:59 AM

Run Date 02/22/2019

Island County, WA

Special Election

2/12/2019

Page 2 of 10

Official results**Registered Voters**

6013 of 13311 = 45.17 %

Precincts Reporting

10 of 10 = 100.00 %

162**South Whidbey School District Replacement Levy for Educational Programs/Operations**

Choice	Party	Election Day Voting		Absentee Voting		Early Voting		Total	
Yes		0	0.00%	454	71.50%	0	0.00%	454	71.50%
No		0	0.00%	181	28.50%	0	0.00%	181	28.50%
Cast Votes:		0	0.00%	635	100.00%	0	0.00%	635	100.00%
Undervotes:		0	0.00%	0	0.00%	0	0.00%	0	0.00%
Overvotes:		0	0.00%	0	0.00%	0	0.00%	0	0.00%
Unresolved write-in votes:		0	0.00%	0	0.00%	0	0.00%	0	0.00%

South Whidbey School District Technology, Capital Improvements and Safety

Choice	Party	Election Day Voting		Absentee Voting		Early Voting		Total	
Yes		0	0.00%	423	66.61%	0	0.00%	423	66.61%
No		0	0.00%	211	33.23%	0	0.00%	211	33.23%
Cast Votes:		0	0.00%	634	99.84%	0	0.00%	634	99.84%
Undervotes:		0	0.00%	1	0.16%	0	0.00%	1	0.16%
Overvotes:		0	0.00%	0	0.00%	0	0.00%	0	0.00%
Unresolved write-in votes:		0	0.00%	0	0.00%	0	0.00%	0	0.00%

Precinct Results

2019 February Special Election

Run Time 8:59 AM

Run Date 02/22/2019

Island County, WA

Special Election

2/12/2019

Page 3 of 10

Official results**Registered Voters**

6013 of 13311 = 45.17 %

Precincts Reporting

10 of 10 = 100.00 %

163**South Whidbey School District Replacement Levy for Educational Programs/Operations**

Choice	Party	Election Day Voting		Absentee Voting		Early Voting		Total	
Yes		0	0.00%	457	77.33%	0	0.00%	457	77.33%
No		0	0.00%	134	22.67%	0	0.00%	134	22.67%
Cast Votes:		0	0.00%	591	100.00%	0	0.00%	591	100.00%
Undervotes:		0	0.00%	0	0.00%	0	0.00%	0	0.00%
Overvotes:		0	0.00%	0	0.00%	0	0.00%	0	0.00%
Unresolved write-in votes:		0	0.00%	0	0.00%	0	0.00%	0	0.00%

South Whidbey School District Technology, Capital Improvements and Safety

Choice	Party	Election Day Voting		Absentee Voting		Early Voting		Total	
Yes		0	0.00%	447	75.63%	0	0.00%	447	75.63%
No		0	0.00%	141	23.86%	0	0.00%	141	23.86%
Cast Votes:		0	0.00%	588	99.49%	0	0.00%	588	99.49%
Undervotes:		0	0.00%	3	0.51%	0	0.00%	3	0.51%
Overvotes:		0	0.00%	0	0.00%	0	0.00%	0	0.00%
Unresolved write-in votes:		0	0.00%	0	0.00%	0	0.00%	0	0.00%

Precinct Results

2019 February Special Election

Run Time 8:59 AM

Run Date 02/22/2019

Island County, WA

Special Election

2/12/2019

Page 4 of 10

Official results**Registered Voters**

6013 of 13311 = 45.17 %

Precincts Reporting

10 of 10 = 100.00 %

164**South Whidbey School District Replacement Levy for Educational Programs/Operations**

Choice	Party	Election Day Voting		Absentee Voting		Early Voting		Total	
Yes		0	0.00%	472	73.75%	0	0.00%	472	73.75%
No		0	0.00%	168	26.25%	0	0.00%	168	26.25%
Cast Votes:		0	0.00%	640	100.00%	0	0.00%	640	100.00%
Undervotes:		0	0.00%	0	0.00%	0	0.00%	0	0.00%
Overvotes:		0	0.00%	0	0.00%	0	0.00%	0	0.00%
Unresolved write-in votes:		0	0.00%	0	0.00%	0	0.00%	0	0.00%

South Whidbey School District Technology, Capital Improvements and Safety

Choice	Party	Election Day Voting		Absentee Voting		Early Voting		Total	
Yes		0	0.00%	451	70.47%	0	0.00%	451	70.47%
No		0	0.00%	187	29.22%	0	0.00%	187	29.22%
Cast Votes:		0	0.00%	638	99.69%	0	0.00%	638	99.69%
Undervotes:		0	0.00%	2	0.31%	0	0.00%	2	0.31%
Overvotes:		0	0.00%	0	0.00%	0	0.00%	0	0.00%
Unresolved write-in votes:		0	0.00%	0	0.00%	0	0.00%	0	0.00%

Precinct Results

2019 February Special Election

Run Time 8:59 AM

Run Date 02/22/2019

Island County, WA

Special Election

2/12/2019

Page 5 of 10

Official results**Registered Voters**

6013 of 13311 = 45.17 %

Precincts Reporting

10 of 10 = 100.00 %

165**South Whidbey School District Replacement Levy for Educational Programs/Operations**

Choice	Party	Election Day Voting		Absentee Voting		Early Voting		Total	
Yes		0	0.00%	518	74.21%	0	0.00%	518	74.21%
No		0	0.00%	180	25.79%	0	0.00%	180	25.79%
Cast Votes:		0	0.00%	698	100.00%	0	0.00%	698	100.00%
Undervotes:		0	0.00%	0	0.00%	0	0.00%	0	0.00%
Overvotes:		0	0.00%	0	0.00%	0	0.00%	0	0.00%
Unresolved write-in votes:		0	0.00%	0	0.00%	0	0.00%	0	0.00%

South Whidbey School District Technology, Capital Improvements and Safety

Choice	Party	Election Day Voting		Absentee Voting		Early Voting		Total	
Yes		0	0.00%	495	70.92%	0	0.00%	495	70.92%
No		0	0.00%	199	28.51%	0	0.00%	199	28.51%
Cast Votes:		0	0.00%	694	99.43%	0	0.00%	694	99.43%
Undervotes:		0	0.00%	4	0.57%	0	0.00%	4	0.57%
Overvotes:		0	0.00%	0	0.00%	0	0.00%	0	0.00%
Unresolved write-in votes:		0	0.00%	0	0.00%	0	0.00%	0	0.00%

Precinct Results

2019 February Special Election

Run Time 8:59 AM

Run Date 02/22/2019

Island County, WA

Special Election

2/12/2019

Page 6 of 10

Official results**Registered Voters**

6013 of 13311 = 45.17 %

Precincts Reporting

10 of 10 = 100.00 %

166**South Whidbey School District Replacement Levy for Educational Programs/Operations**

Choice	Party	Election Day Voting		Absentee Voting		Early Voting		Total	
Yes		0	0.00%	424	82.81%	0	0.00%	424	82.81%
No		0	0.00%	86	16.80%	0	0.00%	86	16.80%
Cast Votes:		0	0.00%	510	99.61%	0	0.00%	510	99.61%
Undervotes:		0	0.00%	2	0.39%	0	0.00%	2	0.39%
Overvotes:		0	0.00%	0	0.00%	0	0.00%	0	0.00%
Unresolved write-in votes:		0	0.00%	0	0.00%	0	0.00%	0	0.00%

South Whidbey School District Technology, Capital Improvements and Safety

Choice	Party	Election Day Voting		Absentee Voting		Early Voting		Total	
Yes		0	0.00%	410	80.08%	0	0.00%	410	80.08%
No		0	0.00%	97	18.95%	0	0.00%	97	18.95%
Cast Votes:		0	0.00%	507	99.02%	0	0.00%	507	99.02%
Undervotes:		0	0.00%	5	0.98%	0	0.00%	5	0.98%
Overvotes:		0	0.00%	0	0.00%	0	0.00%	0	0.00%
Unresolved write-in votes:		0	0.00%	0	0.00%	0	0.00%	0	0.00%

Precinct Results

2019 February Special Election

Run Time 8:59 AM

Run Date 02/22/2019

Island County, WA

Special Election

2/12/2019

Page 7 of 10

Official results**Registered Voters**

6013 of 13311 = 45.17 %

Precincts Reporting

10 of 10 = 100.00 %

167**South Whidbey School District Replacement Levy for Educational Programs/Operations**

Choice	Party	Election Day Voting		Absentee Voting		Early Voting		Total	
Yes		0	0.00%	383	69.01%	0	0.00%	383	69.01%
No		0	0.00%	170	30.63%	0	0.00%	170	30.63%
Cast Votes:		0	0.00%	553	99.64%	0	0.00%	553	99.64%
Undervotes:		0	0.00%	2	0.36%	0	0.00%	2	0.36%
Overvotes:		0	0.00%	0	0.00%	0	0.00%	0	0.00%
Unresolved write-in votes:		0	0.00%	0	0.00%	0	0.00%	0	0.00%

South Whidbey School District Technology, Capital Improvements and Safety

Choice	Party	Election Day Voting		Absentee Voting		Early Voting		Total	
Yes		0	0.00%	377	67.93%	0	0.00%	377	67.93%
No		0	0.00%	177	31.89%	0	0.00%	177	31.89%
Cast Votes:		0	0.00%	554	99.82%	0	0.00%	554	99.82%
Undervotes:		0	0.00%	1	0.18%	0	0.00%	1	0.18%
Overvotes:		0	0.00%	0	0.00%	0	0.00%	0	0.00%
Unresolved write-in votes:		0	0.00%	0	0.00%	0	0.00%	0	0.00%

Precinct Results

2019 February Special Election

Run Time 8:59 AM

Run Date 02/22/2019

Island County, WA

Special Election

2/12/2019

Page 8 of 10

Official results**Registered Voters**

6013 of 13311 = 45.17 %

Precincts Reporting

10 of 10 = 100.00 %

168**South Whidbey School District Replacement Levy for Educational Programs/Operations**

Choice	Party	Election Day Voting		Absentee Voting		Early Voting		Total	
Yes		0	0.00%	429	73.33%	0	0.00%	429	73.33%
No		0	0.00%	156	26.67%	0	0.00%	156	26.67%
Cast Votes:		0	0.00%	585	100.00%	0	0.00%	585	100.00%
Undervotes:		0	0.00%	0	0.00%	0	0.00%	0	0.00%
Overvotes:		0	0.00%	0	0.00%	0	0.00%	0	0.00%
Unresolved write-in votes:		0	0.00%	0	0.00%	0	0.00%	0	0.00%

South Whidbey School District Technology, Capital Improvements and Safety

Choice	Party	Election Day Voting		Absentee Voting		Early Voting		Total	
Yes		0	0.00%	426	72.82%	0	0.00%	426	72.82%
No		0	0.00%	158	27.01%	0	0.00%	158	27.01%
Cast Votes:		0	0.00%	584	99.83%	0	0.00%	584	99.83%
Undervotes:		0	0.00%	1	0.17%	0	0.00%	1	0.17%
Overvotes:		0	0.00%	0	0.00%	0	0.00%	0	0.00%
Unresolved write-in votes:		0	0.00%	0	0.00%	0	0.00%	0	0.00%

Precinct Results

2019 February Special Election

Run Time 8:59 AM

Run Date 02/22/2019

Island County, WA

Special Election

2/12/2019

Page 9 of 10

Official results**Registered Voters**

6013 of 13311 = 45.17 %

Precincts Reporting

10 of 10 = 100.00 %

169**South Whidbey School District Replacement Levy for Educational Programs/Operations**

Choice	Party	Election Day Voting		Absentee Voting		Early Voting		Total	
Yes		0	0.00%	370	67.40%	0	0.00%	370	67.40%
No		0	0.00%	178	32.42%	0	0.00%	178	32.42%
Cast Votes:		0	0.00%	548	99.82%	0	0.00%	548	99.82%
Undervotes:		0	0.00%	1	0.18%	0	0.00%	1	0.18%
Overvotes:		0	0.00%	0	0.00%	0	0.00%	0	0.00%
Unresolved write-in votes:		0	0.00%	0	0.00%	0	0.00%	0	0.00%

South Whidbey School District Technology, Capital Improvements and Safety

Choice	Party	Election Day Voting		Absentee Voting		Early Voting		Total	
Yes		0	0.00%	350	63.75%	0	0.00%	350	63.75%
No		0	0.00%	195	35.52%	0	0.00%	195	35.52%
Cast Votes:		0	0.00%	545	99.27%	0	0.00%	545	99.27%
Undervotes:		0	0.00%	4	0.73%	0	0.00%	4	0.73%
Overvotes:		0	0.00%	0	0.00%	0	0.00%	0	0.00%
Unresolved write-in votes:		0	0.00%	0	0.00%	0	0.00%	0	0.00%

Precinct Results

2019 February Special Election

Run Time 8:59 AM

Run Date 02/22/2019

Island County, WA

Special Election

2/12/2019

Page 10 of 10

Official results**Registered Voters**

6013 of 13311 = 45.17 %

Precincts Reporting

10 of 10 = 100.00 %

170**South Whidbey School District Replacement Levy for Educational Programs/Operations**

Choice	Party	Election Day Voting		Absentee Voting		Early Voting		Total	
Yes		0	0.00%	417	69.73%	0	0.00%	417	69.73%
No		0	0.00%	179	29.93%	0	0.00%	179	29.93%
Cast Votes:		0	0.00%	596	99.67%	0	0.00%	596	99.67%
Undervotes:		0	0.00%	2	0.33%	0	0.00%	2	0.33%
Overvotes:		0	0.00%	0	0.00%	0	0.00%	0	0.00%
Unresolved write-in votes:		0	0.00%	0	0.00%	0	0.00%	0	0.00%

South Whidbey School District Technology, Capital Improvements and Safety

Choice	Party	Election Day Voting		Absentee Voting		Early Voting		Total	
Yes		0	0.00%	418	69.90%	0	0.00%	418	69.90%
No		0	0.00%	175	29.26%	0	0.00%	175	29.26%
Cast Votes:		0	0.00%	593	99.16%	0	0.00%	593	99.16%
Undervotes:		0	0.00%	5	0.84%	0	0.00%	5	0.84%
Overvotes:		0	0.00%	0	0.00%	0	0.00%	0	0.00%
Unresolved write-in votes:		0	0.00%	0	0.00%	0	0.00%	0	0.00%