

OFFICIAL RETURNS

SPECIAL ELECTION *February 8, 2022*




**ISLAND COUNTY
STATE OF WASHINGTON**




Oath of Authenticity

STATE OF WASHINGTON)
) ss.
COUNTY OF Island)

I solemnly swear that the unofficial returns and supporting documentation of the Special Election held on February 8, 2022, in Island County, State of Washington, are true and correct.

 2/18/22
County Auditor

Subscribed and sworn before me this 18th day of February, 2022.

 2/18/22
County Legislative Authority (witness)

 2/18/22
County Prosecuting Attorney (witness)


Certification of the Canvassing Board


STATE OF WASHINGTON)
) ss.
COUNTY OF Island)


The undersigned officers designated by law as constituting the Canvassing Board for the County of ISLAND, state of Washington, hereby certify that this is a full, true, and correct copy of the Abstract of Votes including the number of registered eligible voters, cumulative results, precinct results, and report of votes cast at the Special Election, held on February 8, 2022, in Island County, State of Washington.

Witness our hands and official seal this 18th day of February, 2022.



 2/18/22
County Auditor


 2/18/22
County Legislative Authority

 2/18/22
County Prosecuting Attorney

Special Election – February 8, 2022
Report to the Canvassing Board at Certification

1. The equipment used to tabulate the ballots consists of HART Verity software and Canon Scanners. This system is certified for use in Washington State by the Secretary of State. The programming for this election was done by the Elections Division. A logic and accuracy test was performed.
2. All ballots were stored and locked in a secure area, both prior to the election and afterward.
3. All absentee ballots were processed according to statute. Experienced staff verified all signatures.
4. All ballots believed eligible for counting have been counted (25,658).
5. No system problems were encountered.
6. Ballots brought to the attention of the canvassing board included ballots with no signatures, mismatched signatures, late postmarks, damaged ballots and invalid ballots.
7. A random batch audit was conducted, in accordance with statute. No anomalies were discovered.
8. Ballot count reconciliations were performed throughout the process to insure that all ballots received have been accounted for.





Sheilah Crider, Auditor



Michele Reagan, Elections Supervisor

Date: February 18, 2022

on
2/18/22
MRB
GMB

Island County Auditor

Reconciliation Form

General information

County name Island
Election date 2/8/2022

Registered voters eligible to participate

Active registered voters 61,213
Inactive registered voters 5,896

Category Reconciliation (detailed accounting of ballots)

	Issued (number of voters issued ballots)	Credited voters in VoteWA (envelopes containing ballots)	Ballots Accepted (Counted / Tabulated)	Ballots not counted		Discrepancy (If zero, category balances)
				Ballots forwarded to other counties	Ballots Rejected	
UOCAVA	4,605	465	462	N/A	3	0
Federal write-in	N/A	0	0	N/A	0	0
Provisional	0	0	0	0	0	0
DREs	0	0	0	N/A	0	0
All voters not reported in above categories	57,150	25,478	25,196	16	266	0
Total for all voter categories	61,755	25,943	25,658	16	269	0

Summary

Reconciliation

Overall Ballot Reconciliation

Ballots Received	25,943
Ballots Accepted	25,658
Ballots Not Counted	285
Discrepancy	0

Voters credited to ballots counted

Credited voters in VoteWA	25,669
Credited envelopes without ballots	(11)
Voters not credited in VoteWA (examples: FWAB or ACP)	0
Total valid ballots	25,658
Discrepancy	0

Additional Information

Replacement Ballots

Requested	663
Issued	663
Returned	111
Counted	109
Rejected	2

Return method

Email	49
Fax	0
Deposited at staffed, unstaffed deposit sites and voting centers	12,657
Non-UOCAVA returned by Fax or Email	0

Generation method

VoteWA	1,591
Other online programs	0
PDF originating from county	0
Non-UOCAVA ballots issued electronically	178

AVU

Estimated number of paper ballots printed by AVU	3
--------------------------------------------------	---

Category discrepancy explanation

VoteWA discrepancy explanation

Report prepared by: Michele Reagan, Elections Supervisor
Contact number: 360-240-5535

Date: February 18, 2022

Cumulative Results Report

February 2022 Special Election

Run Time 8:11 AM

Run Date 02/18/2022

Island County, WA

February 8, 2022 Special Election

2/8/2022

Page 1

Official Results**Registered Voters**

25658 of 61213 = 41.92%

Precincts Reporting

88 of 88 = 100.00%

Oak Harbor School District #201, Capital Improvement and School Construction Gen. Obligation Bonds

Choice	Party	Election Day Voting		Absentee Voting		Early Voting		Total	
Yes		0	0.00%	3,966	45.86%	0	0.00%	3,966	45.86%
No		0	0.00%	4,683	54.14%	0	0.00%	4,683	54.14%
Cast Votes:		0	0.00%	8,649	100.00%	0	0.00%	8,649	100.00%
Undervotes:		0		5		0		5	
Overvotes:		0		0		0		0	
Uncertified Write-Ins:		0		0		0		0	

Coupeville School District No. 204, Replacement Educational Programs and Operations Levy

Choice	Party	Election Day Voting		Absentee Voting		Early Voting		Total	
Yes		0	0.00%	2,159	54.31%	0	0.00%	2,159	54.31%
No		0	0.00%	1,816	45.69%	0	0.00%	1,816	45.69%
Cast Votes:		0	0.00%	3,975	100.00%	0	0.00%	3,975	100.00%
Undervotes:		0		27		0		27	
Overvotes:		0		0		0		0	
Uncertified Write-Ins:		0		0		0		0	

Coupeville School District No. 204, Technology Capital Projects Levy

Choice	Party	Election Day Voting		Absentee Voting		Early Voting		Total	
Yes		0	0.00%	2,211	56.22%	0	0.00%	2,211	56.22%
No		0	0.00%	1,722	43.78%	0	0.00%	1,722	43.78%
Cast Votes:		0	0.00%	3,933	100.00%	0	0.00%	3,933	100.00%
Undervotes:		0		68		0		68	
Overvotes:		0		1		0		1	
Uncertified Write-Ins:		0		0		0		0	

Coupeville School District No. 204, Capital Projects Levy

Choice	Party	Election Day Voting		Absentee Voting		Early Voting		Total	
Yes		0	0.00%	2,023	51.33%	0	0.00%	2,023	51.33%
No		0	0.00%	1,918	48.67%	0	0.00%	1,918	48.67%
Cast Votes:		0	0.00%	3,941	100.00%	0	0.00%	3,941	100.00%
Undervotes:		0		61		0		61	
Overvotes:		0		0		0		0	
Uncertified Write-Ins:		0		0		0		0	

Cumulative Results Report

February 2022 Special Election

Run Time 8:11 AM

Run Date 02/18/2022

Island County, WA

February 8, 2022 Special Election

2/8/2022

Page 2

Official Results**Registered Voters**

25658 of 61213 = 41.92%

Precincts Reporting

88 of 88 = 100.00%

South Whidbey School District No. 206, Replacement for Educational Programs and Operations Levy

Choice	Party	Election Day Voting		Absentee Voting		Early Voting		Total	
Yes		0	0.00%	4,516	66.83%	0	0.00%	4,516	66.83%
No		0	0.00%	2,241	33.17%	0	0.00%	2,241	33.17%
Cast Votes:		0	0.00%	6,757	100.00%	0	0.00%	6,757	100.00%
Undervotes:		0		25		0		25	
Overvotes:		0		0		0		0	
Uncertified Write-Ins:		0		0		0		0	

Stanwood-Camano School District No. 401, Proposition No. 1

Choice	Party	Election Day Voting		Absentee Voting		Early Voting		Total	
Yes		0	0.00%	2,947	47.43%	0	0.00%	2,947	47.43%
No		0	0.00%	3,267	52.57%	0	0.00%	3,267	52.57%
Cast Votes:		0	0.00%	6,214	100.00%	0	0.00%	6,214	100.00%
Undervotes:		0		6		0		6	
Overvotes:		0		0		0		0	
Uncertified Write-Ins:		0		0		0		0	

South Whidbey Parks and Recreation District, Four-Year Maintenance and Operation Levy

Choice	Party	Election Day Voting		Absentee Voting		Early Voting		Total	
Yes		0	0.00%	4,850	73.36%	0	0.00%	4,850	73.36%
No		0	0.00%	1,761	26.64%	0	0.00%	1,761	26.64%
Cast Votes:		0	0.00%	6,611	100.00%	0	0.00%	6,611	100.00%
Undervotes:		0		171		0		171	
Overvotes:		0		0		0		0	
Uncertified Write-Ins:		0		0		0		0	

*** End of report ***

Canvass Results Report

February 2022 Special Election

Run Time 8:12 AM

Run Date 02/18/2022

Island County, WA

February 8, 2022 Special Election

2/8/2022

Page 1

Official Results

Registered Voters

25658 of 61213 = 41.92%

Precincts Reporting

88 of 88 = 100.00%

Oak Harbor School District #201, Capital Improvement and School Construction Gen. Obligation Bonds

Precinct	Yes	No	Cast Votes	Undervotes	Overvotes	Uncertified Write-Ins	Election Day Voting Ballots Cast	Absentee Voting Ballots Cast	Early Voting Ballots Cast	Total Ballots Cast	Registered Voters	Turnout Percentage
150.1	165	224	389	0	0	0	0	389	0	389	872	44.61%
201	282	251	533	0	0	0	0	533	0	533	1,176	45.32%
202	85	90	175	0	0	0	0	175	0	175	512	34.18%
203	249	158	407	0	0	0	0	407	0	407	1,025	39.71%
204	174	177	351	0	0	0	0	351	0	351	1,129	31.09%
205	141	121	262	0	0	0	0	262	0	262	713	36.75%
206	116	109	225	0	0	0	0	225	0	225	886	25.40%
207	133	142	275	0	0	0	0	275	0	275	864	31.83%
208	100	118	218	0	0	0	0	218	0	218	667	32.68%
209	55	12	67	0	0	0	0	67	0	67	744	9.01%
210	63	48	111	1	0	0	0	112	0	112	342	32.75%
211	154	116	270	1	0	0	0	271	0	271	710	38.17%
212	90	54	144	1	0	0	0	145	0	145	336	43.15%
213	42	51	93	0	0	0	0	93	0	93	496	18.75%
214	149	95	244	1	0	0	0	245	0	245	486	50.41%
215	79	86	165	0	0	0	0	165	0	165	566	29.15%
216	133	74	207	0	0	0	0	207	0	207	621	33.33%
217	89	76	165	0	0	0	0	165	0	165	558	29.57%
218	23	8	31	0	0	0	0	31	0	31	360	8.61%
251	120	167	287	0	0	0	0	287	0	287	599	47.91%

Canvass Results Report

February 2022 Special Election

Run Time 8:12 AM

Run Date 02/18/2022

Island County, WA

February 8, 2022 Special Election

2/8/2022

Page 2

Official Results

Registered Voters

25658 of 61213 = 41.92%

Precincts Reporting

88 of 88 = 100.00%

Oak Harbor School District #201, Capital Improvement and School Construction Gen. Obligation Bonds

Precinct	Yes	No	Cast Votes	Undervotes	Overvotes	Uncertified Write-Ins	Election Day Voting Ballots Cast	Absentee Voting Ballots Cast	Early Voting Ballots Cast	Total Ballots Cast	Registered Voters	Turnout Percentage
252	153	242	395	0	0	0	0	395	0	395	830	47.59%
253	177	272	449	1	0	0	0	450	0	450	823	54.68%
254	174	207	381	0	0	0	0	381	0	381	907	42.01%
255	37	79	116	0	0	0	0	116	0	116	308	37.66%
256	34	52	86	0	0	0	0	86	0	86	233	36.91%
257	34	49	83	0	0	0	0	83	0	83	193	43.01%
351	95	205	300	0	0	0	0	300	0	300	709	42.31%
352	112	212	324	0	0	0	0	324	0	324	808	40.10%
353	17	5	22	0	0	0	0	22	0	22	317	6.94%
354	127	192	319	0	0	0	0	319	0	319	741	43.05%
355	136	214	350	0	0	0	0	350	0	350	746	46.92%
356	122	213	335	0	0	0	0	335	0	335	730	45.89%
357	70	124	194	0	0	0	0	194	0	194	689	28.16%
358	141	237	378	0	0	0	0	378	0	378	1,061	35.63%
359	95	203	298	0	0	0	0	298	0	298	908	32.82%
Totals	3,966	4,683	8,649	5	0	0	0	8,654	0	8,654	23,665	36.57%

Canvass Results Report

February 2022 Special Election

Run Time 8:12 AM

Run Date 02/18/2022

Island County, WA

February 8, 2022 Special Election

2/8/2022

Page 3

Official Results

Registered Voters

25658 of 61213 = 41.92%

Precincts Reporting

88 of 88 = 100.00%

Coupeville School District No. 204, Replacement Educational Programs and Operations Levy

Precinct	Yes	No	Cast Votes	Undervotes	Overvotes	Uncertified Write-Ins	Election Day Voting Ballots Cast	Absentee Voting Ballots Cast	Early Voting Ballots Cast	Total Ballots Cast	Registered Voters	Turnout Percentage
151	165	183	348	4	0	0	0	352	0	352	982	35.85%
152	124	71	195	1	0	0	0	196	0	196	368	53.26%
153	190	146	336	4	0	0	0	340	0	340	729	46.64%
154	208	221	429	2	0	0	0	431	0	431	1,085	39.72%
155	160	163	323	1	0	0	0	324	0	324	646	50.15%
156	180	154	334	3	0	0	0	337	0	337	601	56.07%
157	238	206	444	4	0	0	0	448	0	448	912	49.12%
158	250	98	348	1	0	0	0	349	0	349	749	46.60%
159	64	85	149	1	0	0	0	150	0	150	343	43.73%
160	258	203	461	2	0	0	0	463	0	463	989	46.81%
171	159	137	296	3	0	0	0	299	0	299	608	49.18%
172	159	147	306	1	0	0	0	307	0	307	618	49.68%
150.2	4	2	6	0	0	0	0	6	0	6	10	60.00%
Totals	2,159	1,816	3,975	27	0	0	0	4,002	0	4,002	8,640	46.32%

Canvass Results Report

February 2022 Special Election

Run Time 8:12 AM

Run Date 02/18/2022

Island County, WA

February 8, 2022 Special Election

2/8/2022

Page 4

Official Results

Registered Voters

25658 of 61213 = 41.92%

Precincts Reporting

88 of 88 = 100.00%

Coupeville School District No. 204, Technology Capital Projects Levy

Precinct	Yes	No	Cast Votes	Undervotes	Overvotes	Uncertified Write-Ins	Election Day Voting Ballots Cast	Absentee Voting Ballots Cast	Early Voting Ballots Cast	Total Ballots Cast	Registered Voters	Turnout Percentage
151	166	183	349	3	0	0	0	352	0	352	982	35.85%
152	119	71	190	6	0	0	0	196	0	196	368	53.26%
153	196	138	334	6	0	0	0	340	0	340	729	46.64%
154	218	207	425	6	0	0	0	431	0	431	1,085	39.72%
155	163	159	322	2	0	0	0	324	0	324	646	50.15%
156	170	154	324	12	1	0	0	337	0	337	601	56.07%
157	252	186	438	10	0	0	0	448	0	448	912	49.12%
158	254	93	347	2	0	0	0	349	0	349	749	46.60%
159	72	74	146	4	0	0	0	150	0	150	343	43.73%
160	266	194	460	3	0	0	0	463	0	463	989	46.81%
171	168	126	294	5	0	0	0	299	0	299	608	49.18%
172	163	135	298	9	0	0	0	307	0	307	618	49.68%
150.2	4	2	6	0	0	0	0	6	0	6	10	60.00%
Totals	2,211	1,722	3,933	68	1	0	0	4,002	0	4,002	8,640	46.32%

Canvass Results Report

February 2022 Special Election

Run Time 8:12 AM

Run Date 02/18/2022

Island County, WA

February 8, 2022 Special Election

2/8/2022

Page 5

Official Results

Registered Voters

25658 of 61213 = 41.92%

Precincts Reporting

88 of 88 = 100.00%

Coupeville School District No. 204, Capital Projects Levy

Precinct	Yes	No	Cast Votes	Undervotes	Overvotes	Uncertified Write-Ins	Election Day Voting Ballots Cast	Absentee Voting Ballots Cast	Early Voting Ballots Cast	Total Ballots Cast	Registered Voters	Turnout Percentage
151	154	195	349	3	0	0	0	352	0	352	982	35.85%
152	112	80	192	4	0	0	0	196	0	196	368	53.26%
153	180	153	333	7	0	0	0	340	0	340	729	46.64%
154	199	227	426	5	0	0	0	431	0	431	1,085	39.72%
155	145	178	323	1	0	0	0	324	0	324	646	50.15%
156	161	166	327	10	0	0	0	337	0	337	601	56.07%
157	223	216	439	9	0	0	0	448	0	448	912	49.12%
158	241	105	346	3	0	0	0	349	0	349	749	46.60%
159	64	82	146	4	0	0	0	150	0	150	343	43.73%
160	241	221	462	1	0	0	0	463	0	463	989	46.81%
171	150	142	292	7	0	0	0	299	0	299	608	49.18%
172	148	152	300	7	0	0	0	307	0	307	618	49.68%
150.2	5	1	6	0	0	0	0	6	0	6	10	60.00%
Totals	2,023	1,918	3,941	61	0	0	0	4,002	0	4,002	8,640	46.32%

Canvass Results Report

February 2022 Special Election

Run Time 8:12 AM

Run Date 02/18/2022

Island County, WA

February 8, 2022 Special Election

2/8/2022

Page 6

Official Results

Registered Voters

25658 of 61213 = 41.92%

Precincts Reporting

88 of 88 = 100.00%

South Whidbey School District No. 206, Replacement for Educational Programs and Operations Levy

Precinct	Yes	No	Cast Votes	Undervotes	Overvotes	Uncertified Write-Ins	Election Day Voting Ballots Cast	Absentee Voting Ballots Cast	Early Voting Ballots Cast	Total Ballots Cast	Registered Voters	Turnout Percentage
161	204	124	328	0	0	0	0	328	0	328	692	47.40%
162	308	176	484	1	0	0	0	485	0	485	991	48.94%
163	194	106	300	1	0	0	0	301	0	301	632	47.63%
164	220	106	326	0	0	0	0	326	0	326	756	43.12%
165	159	78	237	3	0	0	0	240	0	240	503	47.71%
166	423	88	511	3	0	0	0	514	0	514	1,005	51.14%
167	101	47	148	0	0	0	0	148	0	148	304	48.68%
168	153	68	221	2	0	0	0	223	0	223	496	44.96%
169	284	165	449	1	0	0	0	450	0	450	999	45.05%
170	222	141	363	0	0	0	0	363	0	363	711	51.05%
173	271	145	416	4	0	0	0	420	0	420	883	47.57%
174	153	92	245	1	0	0	0	246	0	246	583	42.20%
175	246	112	358	1	0	0	0	359	0	359	777	46.20%
176	274	117	391	0	0	0	0	391	0	391	856	45.68%
177	374	176	550	2	0	0	0	552	0	552	1,058	52.17%
178	327	179	506	1	0	0	0	507	0	507	1,071	47.34%
179	299	141	440	3	0	0	0	443	0	443	991	44.70%
180	86	64	150	0	0	0	0	150	0	150	442	33.94%
181	218	116	334	2	0	0	0	336	0	336	795	42.26%
Totals	4,516	2,241	6,757	25	0	0	0	6,782	0	6,782	14,545	46.63%

Canvass Results Report

February 2022 Special Election

Run Time 8:12 AM

Run Date 02/18/2022

Island County, WA

February 8, 2022 Special Election

2/8/2022

Page 7

Official Results

Registered Voters

25658 of 61213 = 41.92%

Precincts Reporting

88 of 88 = 100.00%

Stanwood-Camano School District No. 401, Proposition No. 1

Precinct	Yes	No	Cast Votes	Undervotes	Overvotes	Uncertified Write-Ins	Election Day Voting Ballots Cast	Absentee Voting Ballots Cast	Early Voting Ballots Cast	Total Ballots Cast	Registered Voters	Turnout Percentage
301	130	148	278	0	0	0	0	278	0	278	689	40.35%
302	102	117	219	0	0	0	0	219	0	219	548	39.96%
303	32	84	116	0	0	0	0	116	0	116	314	36.94%
304	104	89	193	0	0	0	0	193	0	193	396	48.74%
305	79	94	173	0	0	0	0	173	0	173	438	39.50%
306	174	232	406	1	0	0	0	407	0	407	990	41.11%
307	246	291	537	0	0	0	0	537	0	537	1,203	44.64%
308	165	215	380	1	0	0	0	381	0	381	1,072	35.54%
309	142	154	296	0	0	0	0	296	0	296	777	38.10%
310	156	153	309	0	0	0	0	309	0	309	784	39.41%
311	94	78	172	1	0	0	0	173	0	173	380	45.53%
312	111	72	183	0	0	0	0	183	0	183	376	48.67%
313	202	201	403	0	0	0	0	403	0	403	816	49.39%
314	251	270	521	1	0	0	0	522	0	522	1,123	46.48%
315	302	271	573	0	0	0	0	573	0	573	1,181	48.52%
316	189	230	419	0	0	0	0	419	0	419	977	42.89%
317	99	149	248	1	0	0	0	249	0	249	514	48.44%
318	26	33	59	0	0	0	0	59	0	59	140	42.14%
319	120	120	240	1	0	0	0	241	0	241	452	53.32%
320	59	72	131	0	0	0	0	131	0	131	284	46.13%

Canvass Results Report

February 2022 Special Election

Run Time 8:12 AM

Run Date 02/18/2022

Island County, WA

February 8, 2022 Special Election

2/8/2022

Page 8

Official Results

Registered Voters

25658 of 61213 = 41.92%

Precincts Reporting

88 of 88 = 100.00%

Stanwood-Camano School District No. 401, Proposition No. 1

Precinct	Yes	No	Cast Votes	Undervotes	Overvotes	Uncertified Write-Ins	Election Day Voting Ballots Cast	Absentee Voting Ballots Cast	Early Voting Ballots Cast	Total Ballots Cast	Registered Voters	Turnout Percentage
321	164	194	358	0	0	0	0	358	0	358	909	39.38%
Totals	2,947	3,267	6,214	6	0	0	0	6,220	0	6,220	14,363	43.31%

Canvass Results Report

February 2022 Special Election

Run Time 8:12 AM

Run Date 02/18/2022

Island County, WA

February 8, 2022 Special Election

2/8/2022

Page 9

Official Results

Registered Voters

25658 of 61213 = 41.92%

Precincts Reporting

88 of 88 = 100.00%

South Whidbey Parks and Recreation District, Four-Year Maintenance and Operation Levy

Precinct	Yes	No	Cast Votes	Undervotes	Overvotes	Uncertified Write-Ins	Election Day Voting Ballots Cast	Absentee Voting Ballots Cast	Early Voting Ballots Cast	Total Ballots Cast	Registered Voters	Turnout Percentage
161	221	99	320	8	0	0	0	328	0	328	692	47.40%
162	330	138	468	17	0	0	0	485	0	485	991	48.94%
163	202	93	295	6	0	0	0	301	0	301	632	47.63%
164	237	76	313	13	0	0	0	326	0	326	756	43.12%
165	162	69	231	9	0	0	0	240	0	240	503	47.71%
166	438	61	499	15	0	0	0	514	0	514	1,005	51.14%
167	110	34	144	4	0	0	0	148	0	148	304	48.68%
168	158	57	215	8	0	0	0	223	0	223	496	44.96%
169	309	130	439	11	0	0	0	450	0	450	999	45.05%
170	246	111	357	6	0	0	0	363	0	363	711	51.05%
173	303	112	415	5	0	0	0	420	0	420	883	47.57%
174	168	73	241	5	0	0	0	246	0	246	583	42.20%
175	267	88	355	4	0	0	0	359	0	359	777	46.20%
176	286	93	379	12	0	0	0	391	0	391	856	45.68%
177	394	137	531	21	0	0	0	552	0	552	1,058	52.17%
178	355	143	498	9	0	0	0	507	0	507	1,071	47.34%
179	319	112	431	12	0	0	0	443	0	443	991	44.70%
180	97	51	148	2	0	0	0	150	0	150	442	33.94%
181	248	84	332	4	0	0	0	336	0	336	795	42.26%
Totals	4,850	1,761	6,611	171	0	0	0	6,782	0	6,782	14,545	46.63%

Canvass Results Report

February 2022 Special Election

Run Time 8:12 AM
Run Date 02/18/2022

Island County, WA

February 8, 2022 Special Election

2/8/2022
Page 10

Official Results

Registered Voters
25658 of 61213 = 41.92%

Precincts Reporting
88 of 88 = 100.00%

*** End of report ***

Precinct Results Report

February 2022 Special Election

Run Time 8:12 AM
Run Date 02/18/2022

Island County, WA

February 8, 2022 Special Election

2/8/2022
Page 1

Official Results

Registered Voters
25658 of 61213 = 41.92%

Precincts Reporting
88 of 88 = 100.00%

150.1 389 of 872 registered voters = 44.61%

Oak Harbor School District #201, Capital Improvement and School Construction Gen. Obligation Bonds

Choice	Party	Election Day Voting		Absentee Voting		Early Voting		Total	
Yes		0	0.00%	165	42.42%	0	0.00%	165	42.42%
No		0	0.00%	224	57.58%	0	0.00%	224	57.58%
Cast Votes:		0	0.00%	389	100.00%	0	0.00%	389	100.00%
Undervotes:		0		0		0		0	
Overvotes:		0		0		0		0	
Uncertified Write-Ins:		0		0		0		0	

Precinct Results Report

February 2022 Special Election

Run Time 8:12 AM

Run Date 02/18/2022

Island County, WA

February 8, 2022 Special Election

2/8/2022

Page 2

Official Results**Registered Voters**

25658 of 61213 = 41.92%

Precincts Reporting

88 of 88 = 100.00%

151

352 of 982 registered voters = 35.85%

Coupeville School District No. 204, Replacement Educational Programs and Operations Levy

Choice	Party	Election Day Voting		Absentee Voting		Early Voting		Total	
Yes		0	0.00%	165	47.41%	0	0.00%	165	47.41%
No		0	0.00%	183	52.59%	0	0.00%	183	52.59%
Cast Votes:		0	0.00%	348	100.00%	0	0.00%	348	100.00%
Undervotes:		0		4		0		4	
Overvotes:		0		0		0		0	
Uncertified Write-Ins:		0		0		0		0	

Coupeville School District No. 204, Technology Capital Projects Levy

Choice	Party	Election Day Voting		Absentee Voting		Early Voting		Total	
Yes		0	0.00%	166	47.56%	0	0.00%	166	47.56%
No		0	0.00%	183	52.44%	0	0.00%	183	52.44%
Cast Votes:		0	0.00%	349	100.00%	0	0.00%	349	100.00%
Undervotes:		0		3		0		3	
Overvotes:		0		0		0		0	
Uncertified Write-Ins:		0		0		0		0	

Coupeville School District No. 204, Capital Projects Levy

Choice	Party	Election Day Voting		Absentee Voting		Early Voting		Total	
Yes		0	0.00%	154	44.13%	0	0.00%	154	44.13%
No		0	0.00%	195	55.87%	0	0.00%	195	55.87%
Cast Votes:		0	0.00%	349	100.00%	0	0.00%	349	100.00%
Undervotes:		0		3		0		3	
Overvotes:		0		0		0		0	
Uncertified Write-Ins:		0		0		0		0	

Precinct Results Report

February 2022 Special Election

Run Time 8:12 AM

Run Date 02/18/2022

Island County, WA

February 8, 2022 Special Election

2/8/2022

Page 3

Official Results**Registered Voters**

25658 of 61213 = 41.92%

Precincts Reporting

88 of 88 = 100.00%

152

196 of 368 registered voters = 53.26%

Coupeville School District No. 204, Replacement Educational Programs and Operations Levy

Choice	Party	Election Day Voting		Absentee Voting		Early Voting		Total	
Yes		0	0.00%	124	63.59%	0	0.00%	124	63.59%
No		0	0.00%	71	36.41%	0	0.00%	71	36.41%
Cast Votes:		0	0.00%	195	100.00%	0	0.00%	195	100.00%
Undervotes:		0		1		0		1	
Overvotes:		0		0		0		0	
Uncertified Write-Ins:		0		0		0		0	

Coupeville School District No. 204, Technology Capital Projects Levy

Choice	Party	Election Day Voting		Absentee Voting		Early Voting		Total	
Yes		0	0.00%	119	62.63%	0	0.00%	119	62.63%
No		0	0.00%	71	37.37%	0	0.00%	71	37.37%
Cast Votes:		0	0.00%	190	100.00%	0	0.00%	190	100.00%
Undervotes:		0		6		0		6	
Overvotes:		0		0		0		0	
Uncertified Write-Ins:		0		0		0		0	

Coupeville School District No. 204, Capital Projects Levy

Choice	Party	Election Day Voting		Absentee Voting		Early Voting		Total	
Yes		0	0.00%	112	58.33%	0	0.00%	112	58.33%
No		0	0.00%	80	41.67%	0	0.00%	80	41.67%
Cast Votes:		0	0.00%	192	100.00%	0	0.00%	192	100.00%
Undervotes:		0		4		0		4	
Overvotes:		0		0		0		0	
Uncertified Write-Ins:		0		0		0		0	

Precinct Results Report

February 2022 Special Election

Run Time 8:12 AM

Run Date 02/18/2022

Island County, WA

February 8, 2022 Special Election

2/8/2022

Page 4

Official Results**Registered Voters**

25658 of 61213 = 41.92%

Precincts Reporting

88 of 88 = 100.00%

153

340 of 729 registered voters = 46.64%

Coupeville School District No. 204, Replacement Educational Programs and Operations Levy

Choice	Party	Election Day Voting		Absentee Voting		Early Voting		Total	
Yes		0	0.00%	190	56.55%	0	0.00%	190	56.55%
No		0	0.00%	146	43.45%	0	0.00%	146	43.45%
Cast Votes:		0	0.00%	336	100.00%	0	0.00%	336	100.00%
Undervotes:		0		4		0		4	
Overvotes:		0		0		0		0	
Uncertified Write-Ins:		0		0		0		0	

Coupeville School District No. 204, Technology Capital Projects Levy

Choice	Party	Election Day Voting		Absentee Voting		Early Voting		Total	
Yes		0	0.00%	196	58.68%	0	0.00%	196	58.68%
No		0	0.00%	138	41.32%	0	0.00%	138	41.32%
Cast Votes:		0	0.00%	334	100.00%	0	0.00%	334	100.00%
Undervotes:		0		6		0		6	
Overvotes:		0		0		0		0	
Uncertified Write-Ins:		0		0		0		0	

Coupeville School District No. 204, Capital Projects Levy

Choice	Party	Election Day Voting		Absentee Voting		Early Voting		Total	
Yes		0	0.00%	180	54.05%	0	0.00%	180	54.05%
No		0	0.00%	153	45.95%	0	0.00%	153	45.95%
Cast Votes:		0	0.00%	333	100.00%	0	0.00%	333	100.00%
Undervotes:		0		7		0		7	
Overvotes:		0		0		0		0	
Uncertified Write-Ins:		0		0		0		0	

Precinct Results Report

February 2022 Special Election

Run Time 8:12 AM

Run Date 02/18/2022

Island County, WA

February 8, 2022 Special Election

2/8/2022

Page 5

Official Results**Registered Voters**

25658 of 61213 = 41.92%

Precincts Reporting

88 of 88 = 100.00%

154

431 of 1,085 registered voters = 39.72%

Coupeville School District No. 204, Replacement Educational Programs and Operations Levy

Choice	Party	Election Day Voting		Absentee Voting		Early Voting		Total	
Yes		0	0.00%	208	48.48%	0	0.00%	208	48.48%
No		0	0.00%	221	51.52%	0	0.00%	221	51.52%
Cast Votes:		0	0.00%	429	100.00%	0	0.00%	429	100.00%
Undervotes:		0		2		0		2	
Overvotes:		0		0		0		0	
Uncertified Write-Ins:		0		0		0		0	

Coupeville School District No. 204, Technology Capital Projects Levy

Choice	Party	Election Day Voting		Absentee Voting		Early Voting		Total	
Yes		0	0.00%	218	51.29%	0	0.00%	218	51.29%
No		0	0.00%	207	48.71%	0	0.00%	207	48.71%
Cast Votes:		0	0.00%	425	100.00%	0	0.00%	425	100.00%
Undervotes:		0		6		0		6	
Overvotes:		0		0		0		0	
Uncertified Write-Ins:		0		0		0		0	

Coupeville School District No. 204, Capital Projects Levy

Choice	Party	Election Day Voting		Absentee Voting		Early Voting		Total	
Yes		0	0.00%	199	46.71%	0	0.00%	199	46.71%
No		0	0.00%	227	53.29%	0	0.00%	227	53.29%
Cast Votes:		0	0.00%	426	100.00%	0	0.00%	426	100.00%
Undervotes:		0		5		0		5	
Overvotes:		0		0		0		0	
Uncertified Write-Ins:		0		0		0		0	

Precinct Results Report

February 2022 Special Election

Run Time 8:12 AM

Run Date 02/18/2022

Island County, WA

February 8, 2022 Special Election

2/8/2022

Page 6

Official Results**Registered Voters**

25658 of 61213 = 41.92%

Precincts Reporting

88 of 88 = 100.00%

155

324 of 646 registered voters = 50.15%

Coupeville School District No. 204, Replacement Educational Programs and Operations Levy

Choice	Party	Election Day Voting		Absentee Voting		Early Voting		Total	
Yes		0	0.00%	160	49.54%	0	0.00%	160	49.54%
No		0	0.00%	163	50.46%	0	0.00%	163	50.46%
Cast Votes:		0	0.00%	323	100.00%	0	0.00%	323	100.00%
Undervotes:		0		1		0		1	
Overvotes:		0		0		0		0	
Uncertified Write-Ins:		0		0		0		0	

Coupeville School District No. 204, Technology Capital Projects Levy

Choice	Party	Election Day Voting		Absentee Voting		Early Voting		Total	
Yes		0	0.00%	163	50.62%	0	0.00%	163	50.62%
No		0	0.00%	159	49.38%	0	0.00%	159	49.38%
Cast Votes:		0	0.00%	322	100.00%	0	0.00%	322	100.00%
Undervotes:		0		2		0		2	
Overvotes:		0		0		0		0	
Uncertified Write-Ins:		0		0		0		0	

Coupeville School District No. 204, Capital Projects Levy

Choice	Party	Election Day Voting		Absentee Voting		Early Voting		Total	
Yes		0	0.00%	145	44.89%	0	0.00%	145	44.89%
No		0	0.00%	178	55.11%	0	0.00%	178	55.11%
Cast Votes:		0	0.00%	323	100.00%	0	0.00%	323	100.00%
Undervotes:		0		1		0		1	
Overvotes:		0		0		0		0	
Uncertified Write-Ins:		0		0		0		0	

Precinct Results Report

February 2022 Special Election

Run Time 8:12 AM

Run Date 02/18/2022

Island County, WA

February 8, 2022 Special Election

2/8/2022

Page 7

Official Results**Registered Voters**

25658 of 61213 = 41.92%

Precincts Reporting

88 of 88 = 100.00%

156

337 of 601 registered voters = 56.07%

Coupeville School District No. 204, Replacement Educational Programs and Operations Levy

Choice	Party	Election Day Voting		Absentee Voting		Early Voting		Total	
Yes		0	0.00%	180	53.89%	0	0.00%	180	53.89%
No		0	0.00%	154	46.11%	0	0.00%	154	46.11%
Cast Votes:		0	0.00%	334	100.00%	0	0.00%	334	100.00%
Undervotes:		0		3		0		3	
Overvotes:		0		0		0		0	
Uncertified Write-Ins:		0		0		0		0	

Coupeville School District No. 204, Technology Capital Projects Levy

Choice	Party	Election Day Voting		Absentee Voting		Early Voting		Total	
Yes		0	0.00%	170	52.47%	0	0.00%	170	52.47%
No		0	0.00%	154	47.53%	0	0.00%	154	47.53%
Cast Votes:		0	0.00%	324	100.00%	0	0.00%	324	100.00%
Undervotes:		0		12		0		12	
Overvotes:		0		1		0		1	
Uncertified Write-Ins:		0		0		0		0	

Coupeville School District No. 204, Capital Projects Levy

Choice	Party	Election Day Voting		Absentee Voting		Early Voting		Total	
Yes		0	0.00%	161	49.24%	0	0.00%	161	49.24%
No		0	0.00%	166	50.76%	0	0.00%	166	50.76%
Cast Votes:		0	0.00%	327	100.00%	0	0.00%	327	100.00%
Undervotes:		0		10		0		10	
Overvotes:		0		0		0		0	
Uncertified Write-Ins:		0		0		0		0	

Precinct Results Report

February 2022 Special Election

Run Time 8:12 AM

Run Date 02/18/2022

Island County, WA

February 8, 2022 Special Election

2/8/2022

Page 8

Official Results**Registered Voters**

25658 of 61213 = 41.92%

Precincts Reporting

88 of 88 = 100.00%

157

448 of 912 registered voters = 49.12%

Coupeville School District No. 204, Replacement Educational Programs and Operations Levy

Choice	Party	Election Day Voting		Absentee Voting		Early Voting		Total	
Yes		0	0.00%	238	53.60%	0	0.00%	238	53.60%
No		0	0.00%	206	46.40%	0	0.00%	206	46.40%
Cast Votes:		0	0.00%	444	100.00%	0	0.00%	444	100.00%
Undervotes:		0		4		0		4	
Overvotes:		0		0		0		0	
Uncertified Write-Ins:		0		0		0		0	

Coupeville School District No. 204, Technology Capital Projects Levy

Choice	Party	Election Day Voting		Absentee Voting		Early Voting		Total	
Yes		0	0.00%	252	57.53%	0	0.00%	252	57.53%
No		0	0.00%	186	42.47%	0	0.00%	186	42.47%
Cast Votes:		0	0.00%	438	100.00%	0	0.00%	438	100.00%
Undervotes:		0		10		0		10	
Overvotes:		0		0		0		0	
Uncertified Write-Ins:		0		0		0		0	

Coupeville School District No. 204, Capital Projects Levy

Choice	Party	Election Day Voting		Absentee Voting		Early Voting		Total	
Yes		0	0.00%	223	50.80%	0	0.00%	223	50.80%
No		0	0.00%	216	49.20%	0	0.00%	216	49.20%
Cast Votes:		0	0.00%	439	100.00%	0	0.00%	439	100.00%
Undervotes:		0		9		0		9	
Overvotes:		0		0		0		0	
Uncertified Write-Ins:		0		0		0		0	

Precinct Results Report

February 2022 Special Election

Run Time 8:12 AM

Run Date 02/18/2022

Island County, WA

February 8, 2022 Special Election

2/8/2022

Page 9

Official Results**Registered Voters**

25658 of 61213 = 41.92%

Precincts Reporting

88 of 88 = 100.00%

158

349 of 749 registered voters = 46.60%

Coupeville School District No. 204, Replacement Educational Programs and Operations Levy

Choice	Party	Election Day Voting		Absentee Voting		Early Voting		Total	
Yes		0	0.00%	250	71.84%	0	0.00%	250	71.84%
No		0	0.00%	98	28.16%	0	0.00%	98	28.16%
Cast Votes:		0	0.00%	348	100.00%	0	0.00%	348	100.00%
Undervotes:		0		1		0		1	
Overvotes:		0		0		0		0	
Uncertified Write-Ins:		0		0		0		0	

Coupeville School District No. 204, Technology Capital Projects Levy

Choice	Party	Election Day Voting		Absentee Voting		Early Voting		Total	
Yes		0	0.00%	254	73.20%	0	0.00%	254	73.20%
No		0	0.00%	93	26.80%	0	0.00%	93	26.80%
Cast Votes:		0	0.00%	347	100.00%	0	0.00%	347	100.00%
Undervotes:		0		2		0		2	
Overvotes:		0		0		0		0	
Uncertified Write-Ins:		0		0		0		0	

Coupeville School District No. 204, Capital Projects Levy

Choice	Party	Election Day Voting		Absentee Voting		Early Voting		Total	
Yes		0	0.00%	241	69.65%	0	0.00%	241	69.65%
No		0	0.00%	105	30.35%	0	0.00%	105	30.35%
Cast Votes:		0	0.00%	346	100.00%	0	0.00%	346	100.00%
Undervotes:		0		3		0		3	
Overvotes:		0		0		0		0	
Uncertified Write-Ins:		0		0		0		0	

Precinct Results Report

February 2022 Special Election

Run Time 8:12 AM

Run Date 02/18/2022

Island County, WA

February 8, 2022 Special Election

2/8/2022

Page 10

Official Results**Registered Voters**

25658 of 61213 = 41.92%

Precincts Reporting

88 of 88 = 100.00%

159

150 of 343 registered voters = 43.73%

Coupeville School District No. 204, Replacement Educational Programs and Operations Levy

Choice	Party	Election Day Voting		Absentee Voting		Early Voting		Total	
Yes		0	0.00%	64	42.95%	0	0.00%	64	42.95%
No		0	0.00%	85	57.05%	0	0.00%	85	57.05%
Cast Votes:		0	0.00%	149	100.00%	0	0.00%	149	100.00%
Undervotes:		0		1		0		1	
Overvotes:		0		0		0		0	
Uncertified Write-Ins:		0		0		0		0	

Coupeville School District No. 204, Technology Capital Projects Levy

Choice	Party	Election Day Voting		Absentee Voting		Early Voting		Total	
Yes		0	0.00%	72	49.32%	0	0.00%	72	49.32%
No		0	0.00%	74	50.68%	0	0.00%	74	50.68%
Cast Votes:		0	0.00%	146	100.00%	0	0.00%	146	100.00%
Undervotes:		0		4		0		4	
Overvotes:		0		0		0		0	
Uncertified Write-Ins:		0		0		0		0	

Coupeville School District No. 204, Capital Projects Levy

Choice	Party	Election Day Voting		Absentee Voting		Early Voting		Total	
Yes		0	0.00%	64	43.84%	0	0.00%	64	43.84%
No		0	0.00%	82	56.16%	0	0.00%	82	56.16%
Cast Votes:		0	0.00%	146	100.00%	0	0.00%	146	100.00%
Undervotes:		0		4		0		4	
Overvotes:		0		0		0		0	
Uncertified Write-Ins:		0		0		0		0	

Precinct Results Report

February 2022 Special Election

Run Time 8:12 AM

Run Date 02/18/2022

Island County, WA

February 8, 2022 Special Election

2/8/2022

Page 11

Official Results**Registered Voters**

25658 of 61213 = 41.92%

Precincts Reporting

88 of 88 = 100.00%

160

463 of 989 registered voters = 46.81%

Coupeville School District No. 204, Replacement Educational Programs and Operations Levy

Choice	Party	Election Day Voting		Absentee Voting		Early Voting		Total	
Yes		0	0.00%	258	55.97%	0	0.00%	258	55.97%
No		0	0.00%	203	44.03%	0	0.00%	203	44.03%
Cast Votes:		0	0.00%	461	100.00%	0	0.00%	461	100.00%
Undervotes:		0		2		0		2	
Overvotes:		0		0		0		0	
Uncertified Write-Ins:		0		0		0		0	

Coupeville School District No. 204, Technology Capital Projects Levy

Choice	Party	Election Day Voting		Absentee Voting		Early Voting		Total	
Yes		0	0.00%	266	57.83%	0	0.00%	266	57.83%
No		0	0.00%	194	42.17%	0	0.00%	194	42.17%
Cast Votes:		0	0.00%	460	100.00%	0	0.00%	460	100.00%
Undervotes:		0		3		0		3	
Overvotes:		0		0		0		0	
Uncertified Write-Ins:		0		0		0		0	

Coupeville School District No. 204, Capital Projects Levy

Choice	Party	Election Day Voting		Absentee Voting		Early Voting		Total	
Yes		0	0.00%	241	52.16%	0	0.00%	241	52.16%
No		0	0.00%	221	47.84%	0	0.00%	221	47.84%
Cast Votes:		0	0.00%	462	100.00%	0	0.00%	462	100.00%
Undervotes:		0		1		0		1	
Overvotes:		0		0		0		0	
Uncertified Write-Ins:		0		0		0		0	

Precinct Results Report

February 2022 Special Election

Run Time 8:12 AM

Run Date 02/18/2022

Island County, WA

February 8, 2022 Special Election

2/8/2022

Page 12

Official Results**Registered Voters**

25658 of 61213 = 41.92%

Precincts Reporting

88 of 88 = 100.00%

161

328 of 692 registered voters = 47.40%

South Whidbey School District No. 206, Replacement for Educational Programs and Operations Levy

Choice	Party	Election Day Voting		Absentee Voting		Early Voting		Total	
Yes		0	0.00%	204	62.20%	0	0.00%	204	62.20%
No		0	0.00%	124	37.80%	0	0.00%	124	37.80%
Cast Votes:		0	0.00%	328	100.00%	0	0.00%	328	100.00%
Undervotes:		0		0		0		0	
Overvotes:		0		0		0		0	
Uncertified Write-Ins:		0		0		0		0	

South Whidbey Parks and Recreation District, Four-Year Maintenance and Operation Levy

Choice	Party	Election Day Voting		Absentee Voting		Early Voting		Total	
Yes		0	0.00%	221	69.06%	0	0.00%	221	69.06%
No		0	0.00%	99	30.94%	0	0.00%	99	30.94%
Cast Votes:		0	0.00%	320	100.00%	0	0.00%	320	100.00%
Undervotes:		0		8		0		8	
Overvotes:		0		0		0		0	
Uncertified Write-Ins:		0		0		0		0	

Precinct Results Report

February 2022 Special Election

Run Time 8:12 AM

Run Date 02/18/2022

Island County, WA

February 8, 2022 Special Election

2/8/2022

Page 13

Official Results**Registered Voters**

25658 of 61213 = 41.92%

Precincts Reporting

88 of 88 = 100.00%

162

485 of 991 registered voters = 48.94%

South Whidbey School District No. 206, Replacement for Educational Programs and Operations Levy

Choice	Party	Election Day Voting		Absentee Voting		Early Voting		Total	
Yes		0	0.00%	308	63.64%	0	0.00%	308	63.64%
No		0	0.00%	176	36.36%	0	0.00%	176	36.36%
Cast Votes:		0	0.00%	484	100.00%	0	0.00%	484	100.00%
Undervotes:		0		1		0		1	
Overvotes:		0		0		0		0	
Uncertified Write-Ins:		0		0		0		0	

South Whidbey Parks and Recreation District, Four-Year Maintenance and Operation Levy

Choice	Party	Election Day Voting		Absentee Voting		Early Voting		Total	
Yes		0	0.00%	330	70.51%	0	0.00%	330	70.51%
No		0	0.00%	138	29.49%	0	0.00%	138	29.49%
Cast Votes:		0	0.00%	468	100.00%	0	0.00%	468	100.00%
Undervotes:		0		17		0		17	
Overvotes:		0		0		0		0	
Uncertified Write-Ins:		0		0		0		0	

Precinct Results Report

February 2022 Special Election

Run Time 8:12 AM

Run Date 02/18/2022

Island County, WA

February 8, 2022 Special Election

2/8/2022

Page 14

Official Results**Registered Voters**

25658 of 61213 = 41.92%

Precincts Reporting

88 of 88 = 100.00%

163

301 of 632 registered voters = 47.63%

South Whidbey School District No. 206, Replacement for Educational Programs and Operations Levy

Choice	Party	Election Day Voting		Absentee Voting		Early Voting		Total	
Yes		0	0.00%	194	64.67%	0	0.00%	194	64.67%
No		0	0.00%	106	35.33%	0	0.00%	106	35.33%
Cast Votes:		0	0.00%	300	100.00%	0	0.00%	300	100.00%
Undervotes:		0		1		0		1	
Overvotes:		0		0		0		0	
Uncertified Write-Ins:		0		0		0		0	

South Whidbey Parks and Recreation District, Four-Year Maintenance and Operation Levy

Choice	Party	Election Day Voting		Absentee Voting		Early Voting		Total	
Yes		0	0.00%	202	68.47%	0	0.00%	202	68.47%
No		0	0.00%	93	31.53%	0	0.00%	93	31.53%
Cast Votes:		0	0.00%	295	100.00%	0	0.00%	295	100.00%
Undervotes:		0		6		0		6	
Overvotes:		0		0		0		0	
Uncertified Write-Ins:		0		0		0		0	

Precinct Results Report

February 2022 Special Election

Run Time 8:12 AM

Run Date 02/18/2022

Island County, WA

February 8, 2022 Special Election

2/8/2022

Page 15

Official Results**Registered Voters**

25658 of 61213 = 41.92%

Precincts Reporting

88 of 88 = 100.00%

164

326 of 756 registered voters = 43.12%

South Whidbey School District No. 206, Replacement for Educational Programs and Operations Levy

Choice	Party	Election Day Voting		Absentee Voting		Early Voting		Total	
Yes		0	0.00%	220	67.48%	0	0.00%	220	67.48%
No		0	0.00%	106	32.52%	0	0.00%	106	32.52%
Cast Votes:		0	0.00%	326	100.00%	0	0.00%	326	100.00%
Undervotes:		0		0		0		0	
Overvotes:		0		0		0		0	
Uncertified Write-Ins:		0		0		0		0	

South Whidbey Parks and Recreation District, Four-Year Maintenance and Operation Levy

Choice	Party	Election Day Voting		Absentee Voting		Early Voting		Total	
Yes		0	0.00%	237	75.72%	0	0.00%	237	75.72%
No		0	0.00%	76	24.28%	0	0.00%	76	24.28%
Cast Votes:		0	0.00%	313	100.00%	0	0.00%	313	100.00%
Undervotes:		0		13		0		13	
Overvotes:		0		0		0		0	
Uncertified Write-Ins:		0		0		0		0	

Precinct Results Report

February 2022 Special Election

Run Time 8:12 AM

Run Date 02/18/2022

Island County, WA

February 8, 2022 Special Election

2/8/2022

Page 16

Official Results

Registered Voters

25658 of 61213 = 41.92%

Precincts Reporting

88 of 88 = 100.00%

165

240 of 503 registered voters = 47.71%

South Whidbey School District No. 206, Replacement for Educational Programs and Operations Levy

Choice	Party	Election Day Voting		Absentee Voting		Early Voting		Total	
Yes		0	0.00%	159	67.09%	0	0.00%	159	67.09%
No		0	0.00%	78	32.91%	0	0.00%	78	32.91%
Cast Votes:		0	0.00%	237	100.00%	0	0.00%	237	100.00%
Undervotes:		0		3		0		3	
Overvotes:		0		0		0		0	
Uncertified Write-Ins:		0		0		0		0	

South Whidbey Parks and Recreation District, Four-Year Maintenance and Operation Levy

Choice	Party	Election Day Voting		Absentee Voting		Early Voting		Total	
Yes		0	0.00%	162	70.13%	0	0.00%	162	70.13%
No		0	0.00%	69	29.87%	0	0.00%	69	29.87%
Cast Votes:		0	0.00%	231	100.00%	0	0.00%	231	100.00%
Undervotes:		0		9		0		9	
Overvotes:		0		0		0		0	
Uncertified Write-Ins:		0		0		0		0	

Precinct Results Report

February 2022 Special Election

Run Time 8:12 AM

Run Date 02/18/2022

Island County, WA

February 8, 2022 Special Election

2/8/2022

Page 17

Official Results**Registered Voters**

25658 of 61213 = 41.92%

Precincts Reporting

88 of 88 = 100.00%

166

514 of 1,005 registered voters = 51.14%

South Whidbey School District No. 206, Replacement for Educational Programs and Operations Levy

Choice	Party	Election Day Voting		Absentee Voting		Early Voting		Total	
Yes		0	0.00%	423	82.78%	0	0.00%	423	82.78%
No		0	0.00%	88	17.22%	0	0.00%	88	17.22%
Cast Votes:		0	0.00%	511	100.00%	0	0.00%	511	100.00%
Undervotes:		0		3		0		3	
Overvotes:		0		0		0		0	
Uncertified Write-Ins:		0		0		0		0	

South Whidbey Parks and Recreation District, Four-Year Maintenance and Operation Levy

Choice	Party	Election Day Voting		Absentee Voting		Early Voting		Total	
Yes		0	0.00%	438	87.78%	0	0.00%	438	87.78%
No		0	0.00%	61	12.22%	0	0.00%	61	12.22%
Cast Votes:		0	0.00%	499	100.00%	0	0.00%	499	100.00%
Undervotes:		0		15		0		15	
Overvotes:		0		0		0		0	
Uncertified Write-Ins:		0		0		0		0	

Precinct Results Report

February 2022 Special Election

Run Time 8:12 AM

Run Date 02/18/2022

Island County, WA

February 8, 2022 Special Election

2/8/2022

Page 18

Official Results**Registered Voters**

25658 of 61213 = 41.92%

Precincts Reporting

88 of 88 = 100.00%

167

148 of 304 registered voters = 48.68%

South Whidbey School District No. 206, Replacement for Educational Programs and Operations Levy

Choice	Party	Election Day Voting		Absentee Voting		Early Voting		Total	
Yes		0	0.00%	101	68.24%	0	0.00%	101	68.24%
No		0	0.00%	47	31.76%	0	0.00%	47	31.76%
Cast Votes:		0	0.00%	148	100.00%	0	0.00%	148	100.00%
Undervotes:		0		0		0		0	
Overvotes:		0		0		0		0	
Uncertified Write-Ins:		0		0		0		0	

South Whidbey Parks and Recreation District, Four-Year Maintenance and Operation Levy

Choice	Party	Election Day Voting		Absentee Voting		Early Voting		Total	
Yes		0	0.00%	110	76.39%	0	0.00%	110	76.39%
No		0	0.00%	34	23.61%	0	0.00%	34	23.61%
Cast Votes:		0	0.00%	144	100.00%	0	0.00%	144	100.00%
Undervotes:		0		4		0		4	
Overvotes:		0		0		0		0	
Uncertified Write-Ins:		0		0		0		0	

Precinct Results Report

February 2022 Special Election

Run Time 8:12 AM

Run Date 02/18/2022

Island County, WA

February 8, 2022 Special Election

2/8/2022

Page 19

Official Results**Registered Voters**

25658 of 61213 = 41.92%

Precincts Reporting

88 of 88 = 100.00%

168

223 of 496 registered voters = 44.96%

South Whidbey School District No. 206, Replacement for Educational Programs and Operations Levy

Choice	Party	Election Day Voting		Absentee Voting		Early Voting		Total	
Yes		0	0.00%	153	69.23%	0	0.00%	153	69.23%
No		0	0.00%	68	30.77%	0	0.00%	68	30.77%
Cast Votes:		0	0.00%	221	100.00%	0	0.00%	221	100.00%
Undervotes:		0		2		0		2	
Overvotes:		0		0		0		0	
Uncertified Write-Ins:		0		0		0		0	

South Whidbey Parks and Recreation District, Four-Year Maintenance and Operation Levy

Choice	Party	Election Day Voting		Absentee Voting		Early Voting		Total	
Yes		0	0.00%	158	73.49%	0	0.00%	158	73.49%
No		0	0.00%	57	26.51%	0	0.00%	57	26.51%
Cast Votes:		0	0.00%	215	100.00%	0	0.00%	215	100.00%
Undervotes:		0		8		0		8	
Overvotes:		0		0		0		0	
Uncertified Write-Ins:		0		0		0		0	

Precinct Results Report

February 2022 Special Election

Run Time 8:12 AM
Run Date 02/18/2022

Island County, WA

February 8, 2022 Special Election

2/8/2022
Page 20

Official Results

Registered Voters
25658 of 61213 = 41.92%

Precincts Reporting
88 of 88 = 100.00%

169 450 of 999 registered voters = 45.05%

South Whidbey School District No. 206, Replacement for Educational Programs and Operations Levy

Choice	Party	Election Day Voting		Absentee Voting		Early Voting		Total	
Yes		0	0.00%	284	63.25%	0	0.00%	284	63.25%
No		0	0.00%	165	36.75%	0	0.00%	165	36.75%
Cast Votes:		0	0.00%	449	100.00%	0	0.00%	449	100.00%
Undervotes:		0		1		0		1	
Overvotes:		0		0		0		0	
Uncertified Write-Ins:		0		0		0		0	

South Whidbey Parks and Recreation District, Four-Year Maintenance and Operation Levy

Choice	Party	Election Day Voting		Absentee Voting		Early Voting		Total	
Yes		0	0.00%	309	70.39%	0	0.00%	309	70.39%
No		0	0.00%	130	29.61%	0	0.00%	130	29.61%
Cast Votes:		0	0.00%	439	100.00%	0	0.00%	439	100.00%
Undervotes:		0		11		0		11	
Overvotes:		0		0		0		0	
Uncertified Write-Ins:		0		0		0		0	

Precinct Results Report

February 2022 Special Election

Run Time 8:12 AM

Run Date 02/18/2022

Island County, WA

February 8, 2022 Special Election

2/8/2022

Page 21

Official Results**Registered Voters**

25658 of 61213 = 41.92%

Precincts Reporting

88 of 88 = 100.00%

170

363 of 711 registered voters = 51.05%

South Whidbey School District No. 206, Replacement for Educational Programs and Operations Levy

Choice	Party	Election Day Voting		Absentee Voting		Early Voting		Total	
Yes		0	0.00%	222	61.16%	0	0.00%	222	61.16%
No		0	0.00%	141	38.84%	0	0.00%	141	38.84%
Cast Votes:		0	0.00%	363	100.00%	0	0.00%	363	100.00%
Undervotes:		0		0		0		0	
Overvotes:		0		0		0		0	
Uncertified Write-Ins:		0		0		0		0	

South Whidbey Parks and Recreation District, Four-Year Maintenance and Operation Levy

Choice	Party	Election Day Voting		Absentee Voting		Early Voting		Total	
Yes		0	0.00%	246	68.91%	0	0.00%	246	68.91%
No		0	0.00%	111	31.09%	0	0.00%	111	31.09%
Cast Votes:		0	0.00%	357	100.00%	0	0.00%	357	100.00%
Undervotes:		0		6		0		6	
Overvotes:		0		0		0		0	
Uncertified Write-Ins:		0		0		0		0	

Precinct Results Report

February 2022 Special Election

Run Time 8:12 AM

Run Date 02/18/2022

Island County, WA

February 8, 2022 Special Election

2/8/2022

Page 22

Official Results**Registered Voters**

25658 of 61213 = 41.92%

Precincts Reporting

88 of 88 = 100.00%

171

299 of 608 registered voters = 49.18%

Coupeville School District No. 204, Replacement Educational Programs and Operations Levy

Choice	Party	Election Day Voting		Absentee Voting		Early Voting		Total	
Yes		0	0.00%	159	53.72%	0	0.00%	159	53.72%
No		0	0.00%	137	46.28%	0	0.00%	137	46.28%
Cast Votes:		0	0.00%	296	100.00%	0	0.00%	296	100.00%
Undervotes:		0		3		0		3	
Overvotes:		0		0		0		0	
Uncertified Write-Ins:		0		0		0		0	

Coupeville School District No. 204, Technology Capital Projects Levy

Choice	Party	Election Day Voting		Absentee Voting		Early Voting		Total	
Yes		0	0.00%	168	57.14%	0	0.00%	168	57.14%
No		0	0.00%	126	42.86%	0	0.00%	126	42.86%
Cast Votes:		0	0.00%	294	100.00%	0	0.00%	294	100.00%
Undervotes:		0		5		0		5	
Overvotes:		0		0		0		0	
Uncertified Write-Ins:		0		0		0		0	

Coupeville School District No. 204, Capital Projects Levy

Choice	Party	Election Day Voting		Absentee Voting		Early Voting		Total	
Yes		0	0.00%	150	51.37%	0	0.00%	150	51.37%
No		0	0.00%	142	48.63%	0	0.00%	142	48.63%
Cast Votes:		0	0.00%	292	100.00%	0	0.00%	292	100.00%
Undervotes:		0		7		0		7	
Overvotes:		0		0		0		0	
Uncertified Write-Ins:		0		0		0		0	

Precinct Results Report

February 2022 Special Election

Run Time 8:12 AM

Run Date 02/18/2022

Island County, WA

February 8, 2022 Special Election

2/8/2022

Page 23

Official Results**Registered Voters**

25658 of 61213 = 41.92%

Precincts Reporting

88 of 88 = 100.00%

172

307 of 618 registered voters = 49.68%

Coupeville School District No. 204, Replacement Educational Programs and Operations Levy

Choice	Party	Election Day Voting		Absentee Voting		Early Voting		Total	
Yes		0	0.00%	159	51.96%	0	0.00%	159	51.96%
No		0	0.00%	147	48.04%	0	0.00%	147	48.04%
Cast Votes:		0	0.00%	306	100.00%	0	0.00%	306	100.00%
Undervotes:		0		1		0		1	
Overvotes:		0		0		0		0	
Uncertified Write-Ins:		0		0		0		0	

Coupeville School District No. 204, Technology Capital Projects Levy

Choice	Party	Election Day Voting		Absentee Voting		Early Voting		Total	
Yes		0	0.00%	163	54.70%	0	0.00%	163	54.70%
No		0	0.00%	135	45.30%	0	0.00%	135	45.30%
Cast Votes:		0	0.00%	298	100.00%	0	0.00%	298	100.00%
Undervotes:		0		9		0		9	
Overvotes:		0		0		0		0	
Uncertified Write-Ins:		0		0		0		0	

Coupeville School District No. 204, Capital Projects Levy

Choice	Party	Election Day Voting		Absentee Voting		Early Voting		Total	
Yes		0	0.00%	148	49.33%	0	0.00%	148	49.33%
No		0	0.00%	152	50.67%	0	0.00%	152	50.67%
Cast Votes:		0	0.00%	300	100.00%	0	0.00%	300	100.00%
Undervotes:		0		7		0		7	
Overvotes:		0		0		0		0	
Uncertified Write-Ins:		0		0		0		0	

Precinct Results Report

February 2022 Special Election

Run Time 8:12 AM

Run Date 02/18/2022

Island County, WA

February 8, 2022 Special Election

2/8/2022

Page 24

Official Results**Registered Voters**

25658 of 61213 = 41.92%

Precincts Reporting

88 of 88 = 100.00%

173

420 of 883 registered voters = 47.57%

South Whidbey School District No. 206, Replacement for Educational Programs and Operations Levy

Choice	Party	Election Day Voting		Absentee Voting		Early Voting		Total	
Yes		0	0.00%	271	65.14%	0	0.00%	271	65.14%
No		0	0.00%	145	34.86%	0	0.00%	145	34.86%
Cast Votes:		0	0.00%	416	100.00%	0	0.00%	416	100.00%
Undervotes:		0		4		0		4	
Overvotes:		0		0		0		0	
Uncertified Write-Ins:		0		0		0		0	

South Whidbey Parks and Recreation District, Four-Year Maintenance and Operation Levy

Choice	Party	Election Day Voting		Absentee Voting		Early Voting		Total	
Yes		0	0.00%	303	73.01%	0	0.00%	303	73.01%
No		0	0.00%	112	26.99%	0	0.00%	112	26.99%
Cast Votes:		0	0.00%	415	100.00%	0	0.00%	415	100.00%
Undervotes:		0		5		0		5	
Overvotes:		0		0		0		0	
Uncertified Write-Ins:		0		0		0		0	

Precinct Results Report

February 2022 Special Election

Run Time 8:12 AM
Run Date 02/18/2022

Island County, WA

February 8, 2022 Special Election

2/8/2022
Page 25

Official Results

Registered Voters
25658 of 61213 = 41.92%

Precincts Reporting
88 of 88 = 100.00%

174 246 of 583 registered voters = 42.20%

South Whidbey School District No. 206, Replacement for Educational Programs and Operations Levy

Choice	Party	Election Day Voting		Absentee Voting		Early Voting		Total	
Yes		0	0.00%	153	62.45%	0	0.00%	153	62.45%
No		0	0.00%	92	37.55%	0	0.00%	92	37.55%
Cast Votes:		0	0.00%	245	100.00%	0	0.00%	245	100.00%
Undervotes:		0		1		0		1	
Overvotes:		0		0		0		0	
Uncertified Write-Ins:		0		0		0		0	

South Whidbey Parks and Recreation District, Four-Year Maintenance and Operation Levy

Choice	Party	Election Day Voting		Absentee Voting		Early Voting		Total	
Yes		0	0.00%	168	69.71%	0	0.00%	168	69.71%
No		0	0.00%	73	30.29%	0	0.00%	73	30.29%
Cast Votes:		0	0.00%	241	100.00%	0	0.00%	241	100.00%
Undervotes:		0		5		0		5	
Overvotes:		0		0		0		0	
Uncertified Write-Ins:		0		0		0		0	

Precinct Results Report

February 2022 Special Election

Run Time 8:12 AM

Run Date 02/18/2022

Island County, WA

February 8, 2022 Special Election

2/8/2022

Page 26

Official Results**Registered Voters**

25658 of 61213 = 41.92%

Precincts Reporting

88 of 88 = 100.00%

175

359 of 777 registered voters = 46.20%

South Whidbey School District No. 206, Replacement for Educational Programs and Operations Levy

Choice	Party	Election Day Voting		Absentee Voting		Early Voting		Total	
Yes		0	0.00%	246	68.72%	0	0.00%	246	68.72%
No		0	0.00%	112	31.28%	0	0.00%	112	31.28%
Cast Votes:		0	0.00%	358	100.00%	0	0.00%	358	100.00%
Undervotes:		0		1		0		1	
Overvotes:		0		0		0		0	
Uncertified Write-Ins:		0		0		0		0	

South Whidbey Parks and Recreation District, Four-Year Maintenance and Operation Levy

Choice	Party	Election Day Voting		Absentee Voting		Early Voting		Total	
Yes		0	0.00%	267	75.21%	0	0.00%	267	75.21%
No		0	0.00%	88	24.79%	0	0.00%	88	24.79%
Cast Votes:		0	0.00%	355	100.00%	0	0.00%	355	100.00%
Undervotes:		0		4		0		4	
Overvotes:		0		0		0		0	
Uncertified Write-Ins:		0		0		0		0	

Precinct Results Report

February 2022 Special Election

Run Time 8:12 AM

Run Date 02/18/2022

Island County, WA

February 8, 2022 Special Election

2/8/2022

Page 27

Official Results**Registered Voters**

25658 of 61213 = 41.92%

Precincts Reporting

88 of 88 = 100.00%

176

391 of 856 registered voters = 45.68%

South Whidbey School District No. 206, Replacement for Educational Programs and Operations Levy

Choice	Party	Election Day Voting		Absentee Voting		Early Voting		Total	
Yes		0	0.00%	274	70.08%	0	0.00%	274	70.08%
No		0	0.00%	117	29.92%	0	0.00%	117	29.92%
Cast Votes:		0	0.00%	391	100.00%	0	0.00%	391	100.00%
Undervotes:		0		0		0		0	
Overvotes:		0		0		0		0	
Uncertified Write-Ins:		0		0		0		0	

South Whidbey Parks and Recreation District, Four-Year Maintenance and Operation Levy

Choice	Party	Election Day Voting		Absentee Voting		Early Voting		Total	
Yes		0	0.00%	286	75.46%	0	0.00%	286	75.46%
No		0	0.00%	93	24.54%	0	0.00%	93	24.54%
Cast Votes:		0	0.00%	379	100.00%	0	0.00%	379	100.00%
Undervotes:		0		12		0		12	
Overvotes:		0		0		0		0	
Uncertified Write-Ins:		0		0		0		0	

Precinct Results Report

February 2022 Special Election

Run Time 8:12 AM

Run Date 02/18/2022

Island County, WA

February 8, 2022 Special Election

2/8/2022

Page 28

Official Results**Registered Voters**

25658 of 61213 = 41.92%

Precincts Reporting

88 of 88 = 100.00%

177

552 of 1,058 registered voters = 52.17%

South Whidbey School District No. 206, Replacement for Educational Programs and Operations Levy

Choice	Party	Election Day Voting		Absentee Voting		Early Voting		Total	
Yes		0	0.00%	374	68.00%	0	0.00%	374	68.00%
No		0	0.00%	176	32.00%	0	0.00%	176	32.00%
Cast Votes:		0	0.00%	550	100.00%	0	0.00%	550	100.00%
Undervotes:		0		2		0		2	
Overvotes:		0		0		0		0	
Uncertified Write-Ins:		0		0		0		0	

South Whidbey Parks and Recreation District, Four-Year Maintenance and Operation Levy

Choice	Party	Election Day Voting		Absentee Voting		Early Voting		Total	
Yes		0	0.00%	394	74.20%	0	0.00%	394	74.20%
No		0	0.00%	137	25.80%	0	0.00%	137	25.80%
Cast Votes:		0	0.00%	531	100.00%	0	0.00%	531	100.00%
Undervotes:		0		21		0		21	
Overvotes:		0		0		0		0	
Uncertified Write-Ins:		0		0		0		0	

Precinct Results Report

February 2022 Special Election

Run Time 8:12 AM

Run Date 02/18/2022

Island County, WA

February 8, 2022 Special Election

2/8/2022

Page 29

Official Results

Registered Voters

25658 of 61213 = 41.92%

Precincts Reporting

88 of 88 = 100.00%

178

507 of 1,071 registered voters = 47.34%

South Whidbey School District No. 206, Replacement for Educational Programs and Operations Levy

Choice	Party	Election Day Voting		Absentee Voting		Early Voting		Total	
Yes		0	0.00%	327	64.62%	0	0.00%	327	64.62%
No		0	0.00%	179	35.38%	0	0.00%	179	35.38%
Cast Votes:		0	0.00%	506	100.00%	0	0.00%	506	100.00%
Undervotes:		0		1		0		1	
Overvotes:		0		0		0		0	
Uncertified Write-Ins:		0		0		0		0	

South Whidbey Parks and Recreation District, Four-Year Maintenance and Operation Levy

Choice	Party	Election Day Voting		Absentee Voting		Early Voting		Total	
Yes		0	0.00%	355	71.29%	0	0.00%	355	71.29%
No		0	0.00%	143	28.71%	0	0.00%	143	28.71%
Cast Votes:		0	0.00%	498	100.00%	0	0.00%	498	100.00%
Undervotes:		0		9		0		9	
Overvotes:		0		0		0		0	
Uncertified Write-Ins:		0		0		0		0	

Precinct Results Report

February 2022 Special Election

Run Time 8:12 AM

Run Date 02/18/2022

Island County, WA

February 8, 2022 Special Election

2/8/2022

Page 30

Official Results**Registered Voters**

25658 of 61213 = 41.92%

Precincts Reporting

88 of 88 = 100.00%

179

443 of 991 registered voters = 44.70%

South Whidbey School District No. 206, Replacement for Educational Programs and Operations Levy

Choice	Party	Election Day Voting		Absentee Voting		Early Voting		Total	
Yes		0	0.00%	299	67.95%	0	0.00%	299	67.95%
No		0	0.00%	141	32.05%	0	0.00%	141	32.05%
Cast Votes:		0	0.00%	440	100.00%	0	0.00%	440	100.00%
Undervotes:		0		3		0		3	
Overvotes:		0		0		0		0	
Uncertified Write-Ins:		0		0		0		0	

South Whidbey Parks and Recreation District, Four-Year Maintenance and Operation Levy

Choice	Party	Election Day Voting		Absentee Voting		Early Voting		Total	
Yes		0	0.00%	319	74.01%	0	0.00%	319	74.01%
No		0	0.00%	112	25.99%	0	0.00%	112	25.99%
Cast Votes:		0	0.00%	431	100.00%	0	0.00%	431	100.00%
Undervotes:		0		12		0		12	
Overvotes:		0		0		0		0	
Uncertified Write-Ins:		0		0		0		0	

Precinct Results Report

February 2022 Special Election

Run Time 8:12 AM

Run Date 02/18/2022

Island County, WA

February 8, 2022 Special Election

2/8/2022

Page 31

Official Results**Registered Voters**

25658 of 61213 = 41.92%

Precincts Reporting

88 of 88 = 100.00%

180

150 of 442 registered voters = 33.94%

South Whidbey School District No. 206, Replacement for Educational Programs and Operations Levy

Choice	Party	Election Day Voting		Absentee Voting		Early Voting		Total	
Yes		0	0.00%	86	57.33%	0	0.00%	86	57.33%
No		0	0.00%	64	42.67%	0	0.00%	64	42.67%
Cast Votes:		0	0.00%	150	100.00%	0	0.00%	150	100.00%
Undervotes:		0		0		0		0	
Overvotes:		0		0		0		0	
Uncertified Write-Ins:		0		0		0		0	

South Whidbey Parks and Recreation District, Four-Year Maintenance and Operation Levy

Choice	Party	Election Day Voting		Absentee Voting		Early Voting		Total	
Yes		0	0.00%	97	65.54%	0	0.00%	97	65.54%
No		0	0.00%	51	34.46%	0	0.00%	51	34.46%
Cast Votes:		0	0.00%	148	100.00%	0	0.00%	148	100.00%
Undervotes:		0		2		0		2	
Overvotes:		0		0		0		0	
Uncertified Write-Ins:		0		0		0		0	

Precinct Results Report

February 2022 Special Election

Run Time 8:12 AM

Run Date 02/18/2022

Island County, WA

February 8, 2022 Special Election

2/8/2022

Page 32

Official Results**Registered Voters**

25658 of 61213 = 41.92%

Precincts Reporting

88 of 88 = 100.00%

181

336 of 795 registered voters = 42.26%

South Whidbey School District No. 206, Replacement for Educational Programs and Operations Levy

Choice	Party	Election Day Voting		Absentee Voting		Early Voting		Total	
Yes		0	0.00%	218	65.27%	0	0.00%	218	65.27%
No		0	0.00%	116	34.73%	0	0.00%	116	34.73%
Cast Votes:		0	0.00%	334	100.00%	0	0.00%	334	100.00%
Undervotes:		0		2		0		2	
Overvotes:		0		0		0		0	
Uncertified Write-Ins:		0		0		0		0	

South Whidbey Parks and Recreation District, Four-Year Maintenance and Operation Levy

Choice	Party	Election Day Voting		Absentee Voting		Early Voting		Total	
Yes		0	0.00%	248	74.70%	0	0.00%	248	74.70%
No		0	0.00%	84	25.30%	0	0.00%	84	25.30%
Cast Votes:		0	0.00%	332	100.00%	0	0.00%	332	100.00%
Undervotes:		0		4		0		4	
Overvotes:		0		0		0		0	
Uncertified Write-Ins:		0		0		0		0	

Precinct Results Report

February 2022 Special Election

Run Time 8:12 AM
Run Date 02/18/2022

Island County, WA

February 8, 2022 Special Election

2/8/2022
Page 33

Official Results

Registered Voters
25658 of 61213 = 41.92%

Precincts Reporting
88 of 88 = 100.00%

201 533 of 1,176 registered voters = 45.32%

Oak Harbor School District #201, Capital Improvement and School Construction Gen. Obligation Bonds

Choice	Party	Election Day Voting		Absentee Voting		Early Voting		Total	
Yes		0	0.00%	282	52.91%	0	0.00%	282	52.91%
No		0	0.00%	251	47.09%	0	0.00%	251	47.09%
Cast Votes:		0	0.00%	533	100.00%	0	0.00%	533	100.00%
Undervotes:		0		0		0		0	
Overvotes:		0		0		0		0	
Uncertified Write-Ins:		0		0		0		0	

Precinct Results Report

February 2022 Special Election

Run Time 8:12 AM
Run Date 02/18/2022

Island County, WA

February 8, 2022 Special Election

2/8/2022
Page 34

Official Results

Registered Voters
25658 of 61213 = 41.92%

Precincts Reporting
88 of 88 = 100.00%

202 175 of 512 registered voters = 34.18%

Oak Harbor School District #201, Capital Improvement and School Construction Gen. Obligation Bonds

Choice	Party	Election Day Voting		Absentee Voting		Early Voting		Total	
Yes		0	0.00%	85	48.57%	0	0.00%	85	48.57%
No		0	0.00%	90	51.43%	0	0.00%	90	51.43%
Cast Votes:		0	0.00%	175	100.00%	0	0.00%	175	100.00%
Undervotes:		0		0		0		0	
Overvotes:		0		0		0		0	
Uncertified Write-Ins:		0		0		0		0	

Precinct Results Report

February 2022 Special Election

Run Time 8:12 AM
Run Date 02/18/2022

Island County, WA

February 8, 2022 Special Election

2/8/2022
Page 35

Official Results

Registered Voters
25658 of 61213 = 41.92%

Precincts Reporting
88 of 88 = 100.00%

203 407 of 1,025 registered voters = 39.71%

Oak Harbor School District #201, Capital Improvement and School Construction Gen. Obligation Bonds

Choice	Party	Election Day Voting		Absentee Voting		Early Voting		Total	
Yes		0	0.00%	249	61.18%	0	0.00%	249	61.18%
No		0	0.00%	158	38.82%	0	0.00%	158	38.82%
Cast Votes:		0	0.00%	407	100.00%	0	0.00%	407	100.00%
Undervotes:		0		0		0		0	
Overvotes:		0		0		0		0	
Uncertified Write-Ins:		0		0		0		0	

Precinct Results Report

February 2022 Special Election

Run Time 8:12 AM
Run Date 02/18/2022

Island County, WA

February 8, 2022 Special Election

2/8/2022
Page 36

Official Results

Registered Voters
25658 of 61213 = 41.92%

Precincts Reporting
88 of 88 = 100.00%

204 351 of 1,129 registered voters = 31.09%

Oak Harbor School District #201, Capital Improvement and School Construction Gen. Obligation Bonds

Choice	Party	Election Day Voting		Absentee Voting		Early Voting		Total	
Yes		0	0.00%	174	49.57%	0	0.00%	174	49.57%
No		0	0.00%	177	50.43%	0	0.00%	177	50.43%
Cast Votes:		0	0.00%	351	100.00%	0	0.00%	351	100.00%
Undervotes:		0		0		0		0	
Overvotes:		0		0		0		0	
Uncertified Write-Ins:		0		0		0		0	

Precinct Results Report

February 2022 Special Election

Run Time 8:12 AM
Run Date 02/18/2022

Island County, WA

February 8, 2022 Special Election

2/8/2022
Page 37

Official Results

Registered Voters
25658 of 61213 = 41.92%

Precincts Reporting
88 of 88 = 100.00%

205 262 of 713 registered voters = 36.75%

Oak Harbor School District #201, Capital Improvement and School Construction Gen. Obligation Bonds

Choice	Party	Election Day Voting		Absentee Voting		Early Voting		Total	
Yes		0	0.00%	141	53.82%	0	0.00%	141	53.82%
No		0	0.00%	121	46.18%	0	0.00%	121	46.18%
Cast Votes:		0	0.00%	262	100.00%	0	0.00%	262	100.00%
Undervotes:		0		0		0		0	
Overvotes:		0		0		0		0	
Uncertified Write-Ins:		0		0		0		0	

Precinct Results Report

February 2022 Special Election

Run Time 8:12 AM
Run Date 02/18/2022

Island County, WA

February 8, 2022 Special Election

2/8/2022
Page 38

Official Results

Registered Voters
25658 of 61213 = 41.92%

Precincts Reporting
88 of 88 = 100.00%

206 225 of 886 registered voters = 25.40%

Oak Harbor School District #201, Capital Improvement and School Construction Gen. Obligation Bonds

Choice	Party	Election Day Voting		Absentee Voting		Early Voting		Total	
Yes		0	0.00%	116	51.56%	0	0.00%	116	51.56%
No		0	0.00%	109	48.44%	0	0.00%	109	48.44%
Cast Votes:		0	0.00%	225	100.00%	0	0.00%	225	100.00%
Undervotes:		0		0		0		0	
Overvotes:		0		0		0		0	
Uncertified Write-Ins:		0		0		0		0	

Precinct Results Report

February 2022 Special Election

Run Time 8:12 AM
Run Date 02/18/2022

Island County, WA

February 8, 2022 Special Election

2/8/2022
Page 39

Official Results

Registered Voters
25658 of 61213 = 41.92%

Precincts Reporting
88 of 88 = 100.00%

207 275 of 864 registered voters = 31.83%

Oak Harbor School District #201, Capital Improvement and School Construction Gen. Obligation Bonds

Choice	Party	Election Day Voting		Absentee Voting		Early Voting		Total	
Yes		0	0.00%	133	48.36%	0	0.00%	133	48.36%
No		0	0.00%	142	51.64%	0	0.00%	142	51.64%
Cast Votes:		0	0.00%	275	100.00%	0	0.00%	275	100.00%
Undervotes:		0		0		0		0	
Overvotes:		0		0		0		0	
Uncertified Write-Ins:		0		0		0		0	

Precinct Results Report

February 2022 Special Election

Run Time 8:12 AM
Run Date 02/18/2022

Island County, WA

February 8, 2022 Special Election

2/8/2022
Page 40

Official Results

Registered Voters
25658 of 61213 = 41.92%

Precincts Reporting
88 of 88 = 100.00%

208 218 of 667 registered voters = 32.68%

Oak Harbor School District #201, Capital Improvement and School Construction Gen. Obligation Bonds

Choice	Party	Election Day Voting		Absentee Voting		Early Voting		Total	
Yes		0	0.00%	100	45.87%	0	0.00%	100	45.87%
No		0	0.00%	118	54.13%	0	0.00%	118	54.13%
Cast Votes:		0	0.00%	218	100.00%	0	0.00%	218	100.00%
Undervotes:		0		0		0		0	
Overvotes:		0		0		0		0	
Uncertified Write-Ins:		0		0		0		0	

Precinct Results Report

February 2022 Special Election

Run Time 8:12 AM
Run Date 02/18/2022

Island County, WA

February 8, 2022 Special Election

2/8/2022
Page 41

Official Results

Registered Voters
25658 of 61213 = 41.92%

Precincts Reporting
88 of 88 = 100.00%

209 67 of 744 registered voters = 9.01%

Oak Harbor School District #201, Capital Improvement and School Construction Gen. Obligation Bonds

Choice	Party	Election Day Voting		Absentee Voting		Early Voting		Total	
Yes		0	0.00%	55	82.09%	0	0.00%	55	82.09%
No		0	0.00%	12	17.91%	0	0.00%	12	17.91%
Cast Votes:		0	0.00%	67	100.00%	0	0.00%	67	100.00%
Undervotes:		0		0		0		0	
Overvotes:		0		0		0		0	
Uncertified Write-Ins:		0		0		0		0	

Precinct Results Report

February 2022 Special Election

Run Time 8:12 AM
Run Date 02/18/2022

Island County, WA

February 8, 2022 Special Election

2/8/2022
Page 42

Official Results

Registered Voters
25658 of 61213 = 41.92%

Precincts Reporting
88 of 88 = 100.00%

210 112 of 342 registered voters = 32.75%

Oak Harbor School District #201, Capital Improvement and School Construction Gen. Obligation Bonds

Choice	Party	Election Day Voting		Absentee Voting		Early Voting		Total	
Yes		0	0.00%	63	56.76%	0	0.00%	63	56.76%
No		0	0.00%	48	43.24%	0	0.00%	48	43.24%
Cast Votes:		0	0.00%	111	100.00%	0	0.00%	111	100.00%
Undervotes:		0		1		0		1	
Overvotes:		0		0		0		0	
Uncertified Write-Ins:		0		0		0		0	

Precinct Results Report

February 2022 Special Election

Run Time 8:12 AM
Run Date 02/18/2022

Island County, WA

February 8, 2022 Special Election

2/8/2022
Page 43

Official Results

Registered Voters
25658 of 61213 = 41.92%

Precincts Reporting
88 of 88 = 100.00%

211 271 of 710 registered voters = 38.17%

Oak Harbor School District #201, Capital Improvement and School Construction Gen. Obligation Bonds

Choice	Party	Election Day Voting		Absentee Voting		Early Voting		Total	
Yes		0	0.00%	154	57.04%	0	0.00%	154	57.04%
No		0	0.00%	116	42.96%	0	0.00%	116	42.96%
Cast Votes:		0	0.00%	270	100.00%	0	0.00%	270	100.00%
Undervotes:		0		1		0		1	
Overvotes:		0		0		0		0	
Uncertified Write-Ins:		0		0		0		0	

Precinct Results Report

February 2022 Special Election

Run Time 8:12 AM
Run Date 02/18/2022

Island County, WA

February 8, 2022 Special Election

2/8/2022
Page 44

Official Results

Registered Voters
25658 of 61213 = 41.92%

Precincts Reporting
88 of 88 = 100.00%

212 145 of 336 registered voters = 43.15%

Oak Harbor School District #201, Capital Improvement and School Construction Gen. Obligation Bonds

Choice	Party	Election Day Voting		Absentee Voting		Early Voting		Total	
Yes		0	0.00%	90	62.50%	0	0.00%	90	62.50%
No		0	0.00%	54	37.50%	0	0.00%	54	37.50%
Cast Votes:		0	0.00%	144	100.00%	0	0.00%	144	100.00%
Undervotes:		0		1		0		1	
Overvotes:		0		0		0		0	
Uncertified Write-Ins:		0		0		0		0	

Precinct Results Report

February 2022 Special Election

Run Time 8:12 AM
Run Date 02/18/2022

Island County, WA

February 8, 2022 Special Election

2/8/2022
Page 45

Official Results

Registered Voters
25658 of 61213 = 41.92%

Precincts Reporting
88 of 88 = 100.00%

213 93 of 496 registered voters = 18.75%

Oak Harbor School District #201, Capital Improvement and School Construction Gen. Obligation Bonds

Choice	Party	Election Day Voting		Absentee Voting		Early Voting		Total	
Yes		0	0.00%	42	45.16%	0	0.00%	42	45.16%
No		0	0.00%	51	54.84%	0	0.00%	51	54.84%
Cast Votes:		0	0.00%	93	100.00%	0	0.00%	93	100.00%
Undervotes:		0		0		0		0	
Overvotes:		0		0		0		0	
Uncertified Write-Ins:		0		0		0		0	

Precinct Results Report

February 2022 Special Election

Run Time 8:12 AM
Run Date 02/18/2022

Island County, WA

February 8, 2022 Special Election

2/8/2022
Page 46

Official Results

Registered Voters
25658 of 61213 = 41.92%

Precincts Reporting
88 of 88 = 100.00%

214 245 of 486 registered voters = 50.41%

Oak Harbor School District #201, Capital Improvement and School Construction Gen. Obligation Bonds

Choice	Party	Election Day Voting		Absentee Voting		Early Voting		Total	
Yes		0	0.00%	149	61.07%	0	0.00%	149	61.07%
No		0	0.00%	95	38.93%	0	0.00%	95	38.93%
Cast Votes:		0	0.00%	244	100.00%	0	0.00%	244	100.00%
Undervotes:		0		1		0		1	
Overvotes:		0		0		0		0	
Uncertified Write-Ins:		0		0		0		0	

Precinct Results Report

February 2022 Special Election

Run Time 8:12 AM
Run Date 02/18/2022

Island County, WA

February 8, 2022 Special Election

2/8/2022
Page 47

Official Results

Registered Voters
25658 of 61213 = 41.92%

Precincts Reporting
88 of 88 = 100.00%

215 165 of 566 registered voters = 29.15%

Oak Harbor School District #201, Capital Improvement and School Construction Gen. Obligation Bonds

Choice	Party	Election Day Voting		Absentee Voting		Early Voting		Total	
Yes		0	0.00%	79	47.88%	0	0.00%	79	47.88%
No		0	0.00%	86	52.12%	0	0.00%	86	52.12%
Cast Votes:		0	0.00%	165	100.00%	0	0.00%	165	100.00%
Undervotes:		0		0		0		0	
Overvotes:		0		0		0		0	
Uncertified Write-Ins:		0		0		0		0	

Precinct Results Report

February 2022 Special Election

Run Time 8:12 AM
Run Date 02/18/2022

Island County, WA

February 8, 2022 Special Election

2/8/2022
Page 48

Official Results

Registered Voters
25658 of 61213 = 41.92%

Precincts Reporting
88 of 88 = 100.00%

216 207 of 621 registered voters = 33.33%

Oak Harbor School District #201, Capital Improvement and School Construction Gen. Obligation Bonds

Choice	Party	Election Day Voting		Absentee Voting		Early Voting		Total	
Yes		0	0.00%	133	64.25%	0	0.00%	133	64.25%
No		0	0.00%	74	35.75%	0	0.00%	74	35.75%
Cast Votes:		0	0.00%	207	100.00%	0	0.00%	207	100.00%
Undervotes:		0		0		0		0	
Overvotes:		0		0		0		0	
Uncertified Write-Ins:		0		0		0		0	

Precinct Results Report

February 2022 Special Election

Run Time 8:12 AM
Run Date 02/18/2022

Island County, WA

February 8, 2022 Special Election

2/8/2022
Page 49

Official Results

Registered Voters
25658 of 61213 = 41.92%

Precincts Reporting
88 of 88 = 100.00%

217 165 of 558 registered voters = 29.57%

Oak Harbor School District #201, Capital Improvement and School Construction Gen. Obligation Bonds

Choice	Party	Election Day Voting		Absentee Voting		Early Voting		Total	
Yes		0	0.00%	89	53.94%	0	0.00%	89	53.94%
No		0	0.00%	76	46.06%	0	0.00%	76	46.06%
Cast Votes:		0	0.00%	165	100.00%	0	0.00%	165	100.00%
Undervotes:		0		0		0		0	
Overvotes:		0		0		0		0	
Uncertified Write-Ins:		0		0		0		0	

Precinct Results Report

February 2022 Special Election

Run Time 8:12 AM
Run Date 02/18/2022

Island County, WA

February 8, 2022 Special Election

2/8/2022
Page 50

Official Results

Registered Voters
25658 of 61213 = 41.92%

Precincts Reporting
88 of 88 = 100.00%

218 31 of 360 registered voters = 8.61%

Oak Harbor School District #201, Capital Improvement and School Construction Gen. Obligation Bonds

Choice	Party	Election Day Voting		Absentee Voting		Early Voting		Total	
Yes		0	0.00%	23	74.19%	0	0.00%	23	74.19%
No		0	0.00%	8	25.81%	0	0.00%	8	25.81%
Cast Votes:		0	0.00%	31	100.00%	0	0.00%	31	100.00%
Undervotes:		0		0		0		0	
Overvotes:		0		0		0		0	
Uncertified Write-Ins:		0		0		0		0	

Precinct Results Report

February 2022 Special Election

Run Time 8:12 AM
Run Date 02/18/2022

Island County, WA

February 8, 2022 Special Election

2/8/2022
Page 51

Official Results

Registered Voters
25658 of 61213 = 41.92%

Precincts Reporting
88 of 88 = 100.00%

251 287 of 599 registered voters = 47.91%

Oak Harbor School District #201, Capital Improvement and School Construction Gen. Obligation Bonds

Choice	Party	Election Day Voting		Absentee Voting		Early Voting		Total	
Yes		0	0.00%	120	41.81%	0	0.00%	120	41.81%
No		0	0.00%	167	58.19%	0	0.00%	167	58.19%
Cast Votes:		0	0.00%	287	100.00%	0	0.00%	287	100.00%
Undervotes:		0		0		0		0	
Overvotes:		0		0		0		0	
Uncertified Write-Ins:		0		0		0		0	

Precinct Results Report

February 2022 Special Election

Run Time 8:12 AM
Run Date 02/18/2022

Island County, WA

February 8, 2022 Special Election

2/8/2022
Page 52

Official Results

Registered Voters
25658 of 61213 = 41.92%

Precincts Reporting
88 of 88 = 100.00%

252 395 of 830 registered voters = 47.59%

Oak Harbor School District #201, Capital Improvement and School Construction Gen. Obligation Bonds

Choice	Party	Election Day Voting		Absentee Voting		Early Voting		Total	
Yes		0	0.00%	153	38.73%	0	0.00%	153	38.73%
No		0	0.00%	242	61.27%	0	0.00%	242	61.27%
Cast Votes:		0	0.00%	395	100.00%	0	0.00%	395	100.00%
Undervotes:		0		0		0		0	
Overvotes:		0		0		0		0	
Uncertified Write-Ins:		0		0		0		0	

Precinct Results Report

February 2022 Special Election

Run Time 8:12 AM

Run Date 02/18/2022

Island County, WA

February 8, 2022 Special Election

2/8/2022

Page 53

Official Results

Registered Voters

25658 of 61213 = 41.92%

Precincts Reporting

88 of 88 = 100.00%

253

450 of 823 registered voters = 54.68%

Oak Harbor School District #201, Capital Improvement and School Construction Gen. Obligation Bonds

Choice	Party	Election Day Voting		Absentee Voting		Early Voting		Total	
Yes		0	0.00%	177	39.42%	0	0.00%	177	39.42%
No		0	0.00%	272	60.58%	0	0.00%	272	60.58%
Cast Votes:		0	0.00%	449	100.00%	0	0.00%	449	100.00%
Undervotes:		0		1		0		1	
Overvotes:		0		0		0		0	
Uncertified Write-Ins:		0		0		0		0	

Precinct Results Report

February 2022 Special Election

Run Time 8:12 AM
Run Date 02/18/2022

Island County, WA

February 8, 2022 Special Election

2/8/2022
Page 54

Official Results

Registered Voters
25658 of 61213 = 41.92%

Precincts Reporting
88 of 88 = 100.00%

254 381 of 907 registered voters = 42.01%

Oak Harbor School District #201, Capital Improvement and School Construction Gen. Obligation Bonds

Choice	Party	Election Day Voting		Absentee Voting		Early Voting		Total	
Yes		0	0.00%	174	45.67%	0	0.00%	174	45.67%
No		0	0.00%	207	54.33%	0	0.00%	207	54.33%
Cast Votes:		0	0.00%	381	100.00%	0	0.00%	381	100.00%
Undervotes:		0		0		0		0	
Overvotes:		0		0		0		0	
Uncertified Write-Ins:		0		0		0		0	

Precinct Results Report

February 2022 Special Election

Run Time 8:12 AM
Run Date 02/18/2022

Island County, WA

February 8, 2022 Special Election

2/8/2022
Page 55

Official Results

Registered Voters
25658 of 61213 = 41.92%

Precincts Reporting
88 of 88 = 100.00%

255 116 of 308 registered voters = 37.66%

Oak Harbor School District #201, Capital Improvement and School Construction Gen. Obligation Bonds

Choice	Party	Election Day Voting		Absentee Voting		Early Voting		Total	
Yes		0	0.00%	37	31.90%	0	0.00%	37	31.90%
No		0	0.00%	79	68.10%	0	0.00%	79	68.10%
Cast Votes:		0	0.00%	116	100.00%	0	0.00%	116	100.00%
Undervotes:		0		0		0		0	
Overvotes:		0		0		0		0	
Uncertified Write-Ins:		0		0		0		0	

Precinct Results Report

February 2022 Special Election

Run Time 8:12 AM
Run Date 02/18/2022

Island County, WA

February 8, 2022 Special Election

2/8/2022
Page 56

Official Results

Registered Voters
25658 of 61213 = 41.92%

Precincts Reporting
88 of 88 = 100.00%

256 86 of 233 registered voters = 36.91%

Oak Harbor School District #201, Capital Improvement and School Construction Gen. Obligation Bonds

Choice	Party	Election Day Voting		Absentee Voting		Early Voting		Total	
Yes		0	0.00%	34	39.53%	0	0.00%	34	39.53%
No		0	0.00%	52	60.47%	0	0.00%	52	60.47%
Cast Votes:		0	0.00%	86	100.00%	0	0.00%	86	100.00%
Undervotes:		0		0		0		0	
Overvotes:		0		0		0		0	
Uncertified Write-Ins:		0		0		0		0	

Precinct Results Report

February 2022 Special Election

Run Time 8:12 AM

Run Date 02/18/2022

Island County, WA

February 8, 2022 Special Election

2/8/2022

Page 57

Official Results

Registered Voters

25658 of 61213 = 41.92%

Precincts Reporting

88 of 88 = 100.00%

257

83 of 193 registered voters = 43.01%

Oak Harbor School District #201, Capital Improvement and School Construction Gen. Obligation Bonds

Choice	Party	Election Day Voting		Absentee Voting		Early Voting		Total	
Yes		0	0.00%	34	40.96%	0	0.00%	34	40.96%
No		0	0.00%	49	59.04%	0	0.00%	49	59.04%
Cast Votes:		0	0.00%	83	100.00%	0	0.00%	83	100.00%
Undervotes:		0		0		0		0	
Overvotes:		0		0		0		0	
Uncertified Write-Ins:		0		0		0		0	

Precinct Results Report

February 2022 Special Election

Run Time 8:12 AM
Run Date 02/18/2022

Island County, WA

February 8, 2022 Special Election

2/8/2022
Page 58

Official Results

Registered Voters
25658 of 61213 = 41.92%

Precincts Reporting
88 of 88 = 100.00%

301 278 of 689 registered voters = 40.35%

Stanwood-Camano School District No. 401, Proposition No. 1

Choice	Party	Election Day Voting		Absentee Voting		Early Voting		Total	
Yes		0	0.00%	130	46.76%	0	0.00%	130	46.76%
No		0	0.00%	148	53.24%	0	0.00%	148	53.24%
Cast Votes:		0	0.00%	278	100.00%	0	0.00%	278	100.00%
Undervotes:		0		0		0		0	
Overvotes:		0		0		0		0	
Uncertified Write-Ins:		0		0		0		0	

Precinct Results Report

February 2022 Special Election

Run Time 8:12 AM
Run Date 02/18/2022

Island County, WA

February 8, 2022 Special Election

2/8/2022
Page 59

Official Results

Registered Voters
25658 of 61213 = 41.92%

Precincts Reporting
88 of 88 = 100.00%

302 219 of 548 registered voters = 39.96%

Stanwood-Camano School District No. 401, Proposition No. 1

Choice	Party	Election Day Voting		Absentee Voting		Early Voting		Total	
Yes		0	0.00%	102	46.58%	0	0.00%	102	46.58%
No		0	0.00%	117	53.42%	0	0.00%	117	53.42%
Cast Votes:		0	0.00%	219	100.00%	0	0.00%	219	100.00%
Undervotes:		0		0		0		0	
Overvotes:		0		0		0		0	
Uncertified Write-Ins:		0		0		0		0	

Precinct Results Report

February 2022 Special Election

Run Time 8:12 AM
Run Date 02/18/2022

Island County, WA

February 8, 2022 Special Election

2/8/2022
Page 60

Official Results

Registered Voters
25658 of 61213 = 41.92%

Precincts Reporting
88 of 88 = 100.00%

303 116 of 314 registered voters = 36.94%

Stanwood-Camano School District No. 401, Proposition No. 1

Choice	Party	Election Day Voting		Absentee Voting		Early Voting		Total	
Yes		0	0.00%	32	27.59%	0	0.00%	32	27.59%
No		0	0.00%	84	72.41%	0	0.00%	84	72.41%
Cast Votes:		0	0.00%	116	100.00%	0	0.00%	116	100.00%
Undervotes:		0		0		0		0	
Overvotes:		0		0		0		0	
Uncertified Write-Ins:		0		0		0		0	

Precinct Results Report

February 2022 Special Election

Run Time 8:12 AM
Run Date 02/18/2022

Island County, WA

February 8, 2022 Special Election

2/8/2022
Page 61

Official Results

Registered Voters
25658 of 61213 = 41.92%

Precincts Reporting
88 of 88 = 100.00%

304 193 of 396 registered voters = 48.74%

Stanwood-Camano School District No. 401, Proposition No. 1

Choice	Party	Election Day Voting		Absentee Voting		Early Voting		Total	
Yes		0	0.00%	104	53.89%	0	0.00%	104	53.89%
No		0	0.00%	89	46.11%	0	0.00%	89	46.11%
Cast Votes:		0	0.00%	193	100.00%	0	0.00%	193	100.00%
Undervotes:		0		0		0		0	
Overvotes:		0		0		0		0	
Uncertified Write-Ins:		0		0		0		0	

Precinct Results Report

February 2022 Special Election

Run Time 8:12 AM
Run Date 02/18/2022

Island County, WA

February 8, 2022 Special Election

2/8/2022
Page 62

Official Results

Registered Voters
25658 of 61213 = 41.92%

Precincts Reporting
88 of 88 = 100.00%

305 173 of 438 registered voters = 39.50%

Stanwood-Camano School District No. 401, Proposition No. 1

Choice	Party	Election Day Voting		Absentee Voting		Early Voting		Total	
Yes		0	0.00%	79	45.66%	0	0.00%	79	45.66%
No		0	0.00%	94	54.34%	0	0.00%	94	54.34%
Cast Votes:		0	0.00%	173	100.00%	0	0.00%	173	100.00%
Undervotes:		0		0		0		0	
Overvotes:		0		0		0		0	
Uncertified Write-Ins:		0		0		0		0	

Precinct Results Report

February 2022 Special Election

Run Time 8:12 AM
Run Date 02/18/2022

Island County, WA

February 8, 2022 Special Election

2/8/2022
Page 63

Official Results

Registered Voters
25658 of 61213 = 41.92%

Precincts Reporting
88 of 88 = 100.00%

306 407 of 990 registered voters = 41.11%

Stanwood-Camano School District No. 401, Proposition No. 1

Choice	Party	Election Day Voting		Absentee Voting		Early Voting		Total	
Yes		0	0.00%	174	42.86%	0	0.00%	174	42.86%
No		0	0.00%	232	57.14%	0	0.00%	232	57.14%
Cast Votes:		0	0.00%	406	100.00%	0	0.00%	406	100.00%
Undervotes:		0		1		0		1	
Overvotes:		0		0		0		0	
Uncertified Write-Ins:		0		0		0		0	

Precinct Results Report

February 2022 Special Election

Run Time 8:12 AM
Run Date 02/18/2022

Island County, WA

February 8, 2022 Special Election

2/8/2022
Page 64

Official Results

Registered Voters
25658 of 61213 = 41.92%

Precincts Reporting
88 of 88 = 100.00%

307 537 of 1,203 registered voters = 44.64%

Stanwood-Camano School District No. 401, Proposition No. 1

Choice	Party	Election Day Voting		Absentee Voting		Early Voting		Total	
Yes		0	0.00%	246	45.81%	0	0.00%	246	45.81%
No		0	0.00%	291	54.19%	0	0.00%	291	54.19%
Cast Votes:		0	0.00%	537	100.00%	0	0.00%	537	100.00%
Undervotes:		0		0		0		0	
Overvotes:		0		0		0		0	
Uncertified Write-Ins:		0		0		0		0	

Precinct Results Report

February 2022 Special Election

Run Time 8:12 AM
Run Date 02/18/2022

Island County, WA

February 8, 2022 Special Election

2/8/2022
Page 65

Official Results

Registered Voters
25658 of 61213 = 41.92%

Precincts Reporting
88 of 88 = 100.00%

308 381 of 1,072 registered voters = 35.54%

Stanwood-Camano School District No. 401, Proposition No. 1

Choice	Party	Election Day Voting		Absentee Voting		Early Voting		Total	
Yes		0	0.00%	165	43.42%	0	0.00%	165	43.42%
No		0	0.00%	215	56.58%	0	0.00%	215	56.58%
Cast Votes:		0	0.00%	380	100.00%	0	0.00%	380	100.00%
Undervotes:		0		1		0		1	
Overvotes:		0		0		0		0	
Uncertified Write-Ins:		0		0		0		0	

Precinct Results Report

February 2022 Special Election

Run Time 8:12 AM
Run Date 02/18/2022

Island County, WA

February 8, 2022 Special Election

2/8/2022
Page 66

Official Results

Registered Voters
25658 of 61213 = 41.92%

Precincts Reporting
88 of 88 = 100.00%

309 296 of 777 registered voters = 38.10%

Stanwood-Camano School District No. 401, Proposition No. 1

Choice	Party	Election Day Voting		Absentee Voting		Early Voting		Total	
Yes		0	0.00%	142	47.97%	0	0.00%	142	47.97%
No		0	0.00%	154	52.03%	0	0.00%	154	52.03%
Cast Votes:		0	0.00%	296	100.00%	0	0.00%	296	100.00%
Undervotes:		0		0		0		0	
Overvotes:		0		0		0		0	
Uncertified Write-Ins:		0		0		0		0	

Precinct Results Report

February 2022 Special Election

Run Time 8:12 AM
Run Date 02/18/2022

Island County, WA

February 8, 2022 Special Election

2/8/2022
Page 67

Official Results

Registered Voters
25658 of 61213 = 41.92%

Precincts Reporting
88 of 88 = 100.00%

310 309 of 784 registered voters = 39.41%

Stanwood-Camano School District No. 401, Proposition No. 1

Choice	Party	Election Day Voting		Absentee Voting		Early Voting		Total	
Yes		0	0.00%	156	50.49%	0	0.00%	156	50.49%
No		0	0.00%	153	49.51%	0	0.00%	153	49.51%
Cast Votes:		0	0.00%	309	100.00%	0	0.00%	309	100.00%
Undervotes:		0		0		0		0	
Overvotes:		0		0		0		0	
Uncertified Write-Ins:		0		0		0		0	

Precinct Results Report

February 2022 Special Election

Run Time 8:12 AM
Run Date 02/18/2022

Island County, WA

February 8, 2022 Special Election

2/8/2022
Page 68

Official Results

Registered Voters
25658 of 61213 = 41.92%

Precincts Reporting
88 of 88 = 100.00%

311 173 of 380 registered voters = 45.53%

Stanwood-Camano School District No. 401, Proposition No. 1

Choice	Party	Election Day Voting		Absentee Voting		Early Voting		Total	
Yes		0	0.00%	94	54.65%	0	0.00%	94	54.65%
No		0	0.00%	78	45.35%	0	0.00%	78	45.35%
Cast Votes:		0	0.00%	172	100.00%	0	0.00%	172	100.00%
Undervotes:		0		1		0		1	
Overvotes:		0		0		0		0	
Uncertified Write-Ins:		0		0		0		0	

Precinct Results Report

February 2022 Special Election

Run Time 8:12 AM
Run Date 02/18/2022

Island County, WA

February 8, 2022 Special Election

2/8/2022
Page 69

Official Results

Registered Voters
25658 of 61213 = 41.92%

Precincts Reporting
88 of 88 = 100.00%

312 183 of 376 registered voters = 48.67%

Stanwood-Camano School District No. 401, Proposition No. 1

Choice	Party	Election Day Voting		Absentee Voting		Early Voting		Total	
Yes		0	0.00%	111	60.66%	0	0.00%	111	60.66%
No		0	0.00%	72	39.34%	0	0.00%	72	39.34%
Cast Votes:		0	0.00%	183	100.00%	0	0.00%	183	100.00%
Undervotes:		0		0		0		0	
Overvotes:		0		0		0		0	
Uncertified Write-Ins:		0		0		0		0	

Precinct Results Report

February 2022 Special Election

Run Time 8:12 AM

Run Date 02/18/2022

Island County, WA

February 8, 2022 Special Election

2/8/2022

Page 70

Official Results

Registered Voters

25658 of 61213 = 41.92%

Precincts Reporting

88 of 88 = 100.00%

313

403 of 816 registered voters = 49.39%

Stanwood-Camano School District No. 401, Proposition No. 1

Choice	Party	Election Day Voting		Absentee Voting		Early Voting		Total	
Yes		0	0.00%	202	50.12%	0	0.00%	202	50.12%
No		0	0.00%	201	49.88%	0	0.00%	201	49.88%
Cast Votes:		0	0.00%	403	100.00%	0	0.00%	403	100.00%
Undervotes:		0		0		0		0	
Overvotes:		0		0		0		0	
Uncertified Write-Ins:		0		0		0		0	

Precinct Results Report

February 2022 Special Election

Run Time 8:12 AM
Run Date 02/18/2022

Island County, WA

February 8, 2022 Special Election

2/8/2022
Page 71

Official Results

Registered Voters
25658 of 61213 = 41.92%

Precincts Reporting
88 of 88 = 100.00%

314 522 of 1,123 registered voters = 46.48%

Stanwood-Camano School District No. 401, Proposition No. 1

Choice	Party	Election Day Voting		Absentee Voting		Early Voting		Total	
Yes		0	0.00%	251	48.18%	0	0.00%	251	48.18%
No		0	0.00%	270	51.82%	0	0.00%	270	51.82%
Cast Votes:		0	0.00%	521	100.00%	0	0.00%	521	100.00%
Undervotes:		0		1		0		1	
Overvotes:		0		0		0		0	
Uncertified Write-Ins:		0		0		0		0	

Precinct Results Report

February 2022 Special Election

Run Time 8:12 AM
Run Date 02/18/2022

Island County, WA

February 8, 2022 Special Election

2/8/2022
Page 72

Official Results

Registered Voters
25658 of 61213 = 41.92%

Precincts Reporting
88 of 88 = 100.00%

315 573 of 1,181 registered voters = 48.52%

Stanwood-Camano School District No. 401, Proposition No. 1

Choice	Party	Election Day Voting		Absentee Voting		Early Voting		Total	
Yes		0	0.00%	302	52.71%	0	0.00%	302	52.71%
No		0	0.00%	271	47.29%	0	0.00%	271	47.29%
Cast Votes:		0	0.00%	573	100.00%	0	0.00%	573	100.00%
Undervotes:		0		0		0		0	
Overvotes:		0		0		0		0	
Uncertified Write-Ins:		0		0		0		0	

Precinct Results Report

February 2022 Special Election

Run Time 8:12 AM
Run Date 02/18/2022

Island County, WA

February 8, 2022 Special Election

2/8/2022
Page 73

Official Results

Registered Voters
25658 of 61213 = 41.92%

Precincts Reporting
88 of 88 = 100.00%

316 419 of 977 registered voters = 42.89%

Stanwood-Camano School District No. 401, Proposition No. 1

Choice	Party	Election Day Voting		Absentee Voting		Early Voting		Total	
Yes		0	0.00%	189	45.11%	0	0.00%	189	45.11%
No		0	0.00%	230	54.89%	0	0.00%	230	54.89%
Cast Votes:		0	0.00%	419	100.00%	0	0.00%	419	100.00%
Undervotes:		0		0		0		0	
Overvotes:		0		0		0		0	
Uncertified Write-Ins:		0		0		0		0	

Precinct Results Report

February 2022 Special Election

Run Time 8:12 AM

Run Date 02/18/2022

Island County, WA

February 8, 2022 Special Election

2/8/2022

Page 74

Official Results

Registered Voters

25658 of 61213 = 41.92%

Precincts Reporting

88 of 88 = 100.00%

317

249 of 514 registered voters = 48.44%

Stanwood-Camano School District No. 401, Proposition No. 1

Choice	Party	Election Day Voting		Absentee Voting		Early Voting		Total	
Yes		0	0.00%	99	39.92%	0	0.00%	99	39.92%
No		0	0.00%	149	60.08%	0	0.00%	149	60.08%
Cast Votes:		0	0.00%	248	100.00%	0	0.00%	248	100.00%
Undervotes:		0		1		0		1	
Overvotes:		0		0		0		0	
Uncertified Write-Ins:		0		0		0		0	

Precinct Results Report

February 2022 Special Election

Run Time 8:12 AM
Run Date 02/18/2022

Island County, WA

February 8, 2022 Special Election

2/8/2022
Page 75

Official Results

Registered Voters
25658 of 61213 = 41.92%

Precincts Reporting
88 of 88 = 100.00%

318 59 of 140 registered voters = 42.14%

Stanwood-Camano School District No. 401, Proposition No. 1

Choice	Party	Election Day Voting		Absentee Voting		Early Voting		Total	
Yes		0	0.00%	26	44.07%	0	0.00%	26	44.07%
No		0	0.00%	33	55.93%	0	0.00%	33	55.93%
Cast Votes:		0	0.00%	59	100.00%	0	0.00%	59	100.00%
Undervotes:		0		0		0		0	
Overvotes:		0		0		0		0	
Uncertified Write-Ins:		0		0		0		0	

Precinct Results Report

February 2022 Special Election

Run Time 8:12 AM
Run Date 02/18/2022

Island County, WA

February 8, 2022 Special Election

2/8/2022
Page 76

Official Results

Registered Voters
25658 of 61213 = 41.92%

Precincts Reporting
88 of 88 = 100.00%

319 241 of 452 registered voters = 53.32%

Stanwood-Camano School District No. 401, Proposition No. 1

Choice	Party	Election Day Voting		Absentee Voting		Early Voting		Total	
Yes		0	0.00%	120	50.00%	0	0.00%	120	50.00%
No		0	0.00%	120	50.00%	0	0.00%	120	50.00%
Cast Votes:		0	0.00%	240	100.00%	0	0.00%	240	100.00%
Undervotes:		0		1		0		1	
Overvotes:		0		0		0		0	
Uncertified Write-Ins:		0		0		0		0	

Precinct Results Report

February 2022 Special Election

Run Time 8:12 AM
Run Date 02/18/2022

Island County, WA

February 8, 2022 Special Election

2/8/2022
Page 77

Official Results

Registered Voters
25658 of 61213 = 41.92%

Precincts Reporting
88 of 88 = 100.00%

320 131 of 284 registered voters = 46.13%

Stanwood-Camano School District No. 401, Proposition No. 1

Choice	Party	Election Day Voting		Absentee Voting		Early Voting		Total	
Yes		0	0.00%	59	45.04%	0	0.00%	59	45.04%
No		0	0.00%	72	54.96%	0	0.00%	72	54.96%
Cast Votes:		0	0.00%	131	100.00%	0	0.00%	131	100.00%
Undervotes:		0		0		0		0	
Overvotes:		0		0		0		0	
Uncertified Write-Ins:		0		0		0		0	

Precinct Results Report

February 2022 Special Election

Run Time 8:12 AM
Run Date 02/18/2022

Island County, WA

February 8, 2022 Special Election

2/8/2022
Page 78

Official Results

Registered Voters
25658 of 61213 = 41.92%

Precincts Reporting
88 of 88 = 100.00%

321 358 of 909 registered voters = 39.38%

Stanwood-Camano School District No. 401, Proposition No. 1

Choice	Party	Election Day Voting		Absentee Voting		Early Voting		Total	
Yes		0	0.00%	164	45.81%	0	0.00%	164	45.81%
No		0	0.00%	194	54.19%	0	0.00%	194	54.19%
Cast Votes:		0	0.00%	358	100.00%	0	0.00%	358	100.00%
Undervotes:		0		0		0		0	
Overvotes:		0		0		0		0	
Uncertified Write-Ins:		0		0		0		0	

Precinct Results Report

February 2022 Special Election

Run Time 8:12 AM
Run Date 02/18/2022

Island County, WA

February 8, 2022 Special Election

2/8/2022
Page 79

Official Results

Registered Voters
25658 of 61213 = 41.92%

Precincts Reporting
88 of 88 = 100.00%

351 300 of 709 registered voters = 42.31%

Oak Harbor School District #201, Capital Improvement and School Construction Gen. Obligation Bonds

Choice	Party	Election Day Voting		Absentee Voting		Early Voting		Total	
Yes		0	0.00%	95	31.67%	0	0.00%	95	31.67%
No		0	0.00%	205	68.33%	0	0.00%	205	68.33%
Cast Votes:		0	0.00%	300	100.00%	0	0.00%	300	100.00%
Undervotes:		0		0		0		0	
Overvotes:		0		0		0		0	
Uncertified Write-Ins:		0		0		0		0	

Precinct Results Report

February 2022 Special Election

Run Time 8:12 AM
Run Date 02/18/2022

Island County, WA

February 8, 2022 Special Election

2/8/2022
Page 80

Official Results

Registered Voters
25658 of 61213 = 41.92%

Precincts Reporting
88 of 88 = 100.00%

352 324 of 808 registered voters = 40.10%

Oak Harbor School District #201, Capital Improvement and School Construction Gen. Obligation Bonds

Choice	Party	Election Day Voting		Absentee Voting		Early Voting		Total	
Yes		0	0.00%	112	34.57%	0	0.00%	112	34.57%
No		0	0.00%	212	65.43%	0	0.00%	212	65.43%
Cast Votes:		0	0.00%	324	100.00%	0	0.00%	324	100.00%
Undervotes:		0		0		0		0	
Overvotes:		0		0		0		0	
Uncertified Write-Ins:		0		0		0		0	

Precinct Results Report

February 2022 Special Election

Run Time 8:12 AM
Run Date 02/18/2022

Island County, WA

February 8, 2022 Special Election

2/8/2022
Page 81

Official Results

Registered Voters
25658 of 61213 = 41.92%

Precincts Reporting
88 of 88 = 100.00%

353 22 of 317 registered voters = 6.94%

Oak Harbor School District #201, Capital Improvement and School Construction Gen. Obligation Bonds

Choice	Party	Election Day Voting		Absentee Voting		Early Voting		Total	
Yes		0	0.00%	17	77.27%	0	0.00%	17	77.27%
No		0	0.00%	5	22.73%	0	0.00%	5	22.73%
Cast Votes:		0	0.00%	22	100.00%	0	0.00%	22	100.00%
Undervotes:		0		0		0		0	
Overvotes:		0		0		0		0	
Uncertified Write-Ins:		0		0		0		0	

Precinct Results Report

February 2022 Special Election

Run Time 8:12 AM
Run Date 02/18/2022

Island County, WA

February 8, 2022 Special Election

2/8/2022
Page 82

Official Results

Registered Voters
25658 of 61213 = 41.92%

Precincts Reporting
88 of 88 = 100.00%

354 319 of 741 registered voters = 43.05%

Oak Harbor School District #201, Capital Improvement and School Construction Gen. Obligation Bonds

Choice	Party	Election Day Voting		Absentee Voting		Early Voting		Total	
Yes		0	0.00%	127	39.81%	0	0.00%	127	39.81%
No		0	0.00%	192	60.19%	0	0.00%	192	60.19%
Cast Votes:		0	0.00%	319	100.00%	0	0.00%	319	100.00%
Undervotes:		0		0		0		0	
Overvotes:		0		0		0		0	
Uncertified Write-Ins:		0		0		0		0	

Precinct Results Report

February 2022 Special Election

Run Time 8:12 AM
Run Date 02/18/2022

Island County, WA

February 8, 2022 Special Election

2/8/2022
Page 83

Official Results

Registered Voters
25658 of 61213 = 41.92%

Precincts Reporting
88 of 88 = 100.00%

355 350 of 746 registered voters = 46.92%

Oak Harbor School District #201, Capital Improvement and School Construction Gen. Obligation Bonds

Choice	Party	Election Day Voting		Absentee Voting		Early Voting		Total	
Yes		0	0.00%	136	38.86%	0	0.00%	136	38.86%
No		0	0.00%	214	61.14%	0	0.00%	214	61.14%
Cast Votes:		0	0.00%	350	100.00%	0	0.00%	350	100.00%
Undervotes:		0		0		0		0	
Overvotes:		0		0		0		0	
Uncertified Write-Ins:		0		0		0		0	

Precinct Results Report

February 2022 Special Election

Run Time 8:12 AM

Run Date 02/18/2022

Island County, WA

February 8, 2022 Special Election

2/8/2022

Page 84

Official Results

Registered Voters

25658 of 61213 = 41.92%

Precincts Reporting

88 of 88 = 100.00%

356

335 of 730 registered voters = 45.89%

Oak Harbor School District #201, Capital Improvement and School Construction Gen. Obligation Bonds

Choice	Party	Election Day Voting		Absentee Voting		Early Voting		Total	
Yes		0	0.00%	122	36.42%	0	0.00%	122	36.42%
No		0	0.00%	213	63.58%	0	0.00%	213	63.58%
Cast Votes:		0	0.00%	335	100.00%	0	0.00%	335	100.00%
Undervotes:		0		0		0		0	
Overvotes:		0		0		0		0	
Uncertified Write-Ins:		0		0		0		0	

Precinct Results Report

February 2022 Special Election

Run Time 8:12 AM
Run Date 02/18/2022

Island County, WA

February 8, 2022 Special Election

2/8/2022
Page 85

Official Results

Registered Voters
25658 of 61213 = 41.92%

Precincts Reporting
88 of 88 = 100.00%

357 194 of 689 registered voters = 28.16%

Oak Harbor School District #201, Capital Improvement and School Construction Gen. Obligation Bonds

Choice	Party	Election Day Voting		Absentee Voting		Early Voting		Total	
Yes		0	0.00%	70	36.08%	0	0.00%	70	36.08%
No		0	0.00%	124	63.92%	0	0.00%	124	63.92%
Cast Votes:		0	0.00%	194	100.00%	0	0.00%	194	100.00%
Undervotes:		0		0		0		0	
Overvotes:		0		0		0		0	
Uncertified Write-Ins:		0		0		0		0	

Precinct Results Report

February 2022 Special Election

Run Time 8:12 AM
Run Date 02/18/2022

Island County, WA

February 8, 2022 Special Election

2/8/2022
Page 86

Official Results

Registered Voters
25658 of 61213 = 41.92%

Precincts Reporting
88 of 88 = 100.00%

358 378 of 1,061 registered voters = 35.63%

Oak Harbor School District #201, Capital Improvement and School Construction Gen. Obligation Bonds

Choice	Party	Election Day Voting		Absentee Voting		Early Voting		Total	
Yes		0	0.00%	141	37.30%	0	0.00%	141	37.30%
No		0	0.00%	237	62.70%	0	0.00%	237	62.70%
Cast Votes:		0	0.00%	378	100.00%	0	0.00%	378	100.00%
Undervotes:		0		0		0		0	
Overvotes:		0		0		0		0	
Uncertified Write-Ins:		0		0		0		0	

Precinct Results Report

February 2022 Special Election

Run Time 8:12 AM
Run Date 02/18/2022

Island County, WA

February 8, 2022 Special Election

2/8/2022
Page 87

Official Results

Registered Voters
25658 of 61213 = 41.92%

Precincts Reporting
88 of 88 = 100.00%

359 298 of 908 registered voters = 32.82%

Oak Harbor School District #201, Capital Improvement and School Construction Gen. Obligation Bonds

Choice	Party	Election Day Voting		Absentee Voting		Early Voting		Total	
Yes		0	0.00%	95	31.88%	0	0.00%	95	31.88%
No		0	0.00%	203	68.12%	0	0.00%	203	68.12%
Cast Votes:		0	0.00%	298	100.00%	0	0.00%	298	100.00%
Undervotes:		0		0		0		0	
Overvotes:		0		0		0		0	
Uncertified Write-Ins:		0		0		0		0	

Precinct Results Report

February 2022 Special Election

Run Time 8:12 AM

Run Date 02/18/2022

Island County, WA

February 8, 2022 Special Election

2/8/2022

Page 88

Official Results**Registered Voters**

25658 of 61213 = 41.92%

Precincts Reporting

88 of 88 = 100.00%

150.2

6 of 10 registered voters = 60.00%

Coupeville School District No. 204, Replacement Educational Programs and Operations Levy

Choice	Party	Election Day Voting		Absentee Voting		Early Voting		Total	
Yes		0	0.00%	4	66.67%	0	0.00%	4	66.67%
No		0	0.00%	2	33.33%	0	0.00%	2	33.33%
Cast Votes:		0	0.00%	6	100.00%	0	0.00%	6	100.00%
Undervotes:		0		0		0		0	
Overvotes:		0		0		0		0	
Uncertified Write-Ins:		0		0		0		0	

Coupeville School District No. 204, Technology Capital Projects Levy

Choice	Party	Election Day Voting		Absentee Voting		Early Voting		Total	
Yes		0	0.00%	4	66.67%	0	0.00%	4	66.67%
No		0	0.00%	2	33.33%	0	0.00%	2	33.33%
Cast Votes:		0	0.00%	6	100.00%	0	0.00%	6	100.00%
Undervotes:		0		0		0		0	
Overvotes:		0		0		0		0	
Uncertified Write-Ins:		0		0		0		0	

Coupeville School District No. 204, Capital Projects Levy

Choice	Party	Election Day Voting		Absentee Voting		Early Voting		Total	
Yes		0	0.00%	5	83.33%	0	0.00%	5	83.33%
No		0	0.00%	1	16.67%	0	0.00%	1	16.67%
Cast Votes:		0	0.00%	6	100.00%	0	0.00%	6	100.00%
Undervotes:		0		0		0		0	
Overvotes:		0		0		0		0	
Uncertified Write-Ins:		0		0		0		0	

*** End of report ***