

# OFFICIAL RETURNS

*November 8, 2022 General Election*

*Recount of  
Legislative District, #10, Position 1*




**ISLAND COUNTY  
STATE OF WASHINGTON**



**Machine Recount of Legislative District #10, Position 1**  
**General Election – November 8, 2022**  
**Report to the Canvassing Board at Certification of Recount Results**

1. Per authorization of the Canvassing Board, on Monday, December 12, 2022 at 9:00 a.m., staff began the machine recount process. The total number of ballots undervoted in the Legislative District race were verified against the list of undervotes tabulated by the Hart Intercivic Verity system during the General Election.
2. All 674 undervoted ballots cast in the general election were accounted for and verified in the machine recount.
3. The machine recount of the race was completed and the results verified by precinct.
4. All ballots were processed according to statute by Auditor staff.
5. Differences in the votes tabulated during the recount from the tabulation in the original election results were:
  - a. Ballots where the voter did not fill in the box as stated on the ballot instructions, but used a mark in the box that was not able to be read by the scanner (light ink and small marks). The five ballots in question were attributed to the correct candidate.



  
Sheilah Crider, Auditor

  
Michele Reagan, Elections Supervisor

Date: December 13, 2022

## Oath of Authenticity


STATE OF WASHINGTON )  
 ) ss.  
COUNTY OF Island )

I solemnly swear that the unofficial returns and supporting documentation of the Machine Recount for the Office of Legislative District #10, Position 1 for votes cast in the General Election held on November 8, 2022, in Island County, State of Washington, are true and correct.



County Auditor

Subscribed and sworn before me this 13<sup>th</sup> day of December, 2022.



County Legislative Authority (witness)



County Prosecuting Attorney (witness)

## Amended Abstract of Votes – Certification of the Canvassing Board


STATE OF WASHINGTON )  
 ) ss.  
COUNTY OF Island )

The undersigned officers designated by law as constituting the Canvassing Board for the County of ISLAND, state of Washington, hereby certify that this is a full, true, and correct copy of the Amended Abstract of Votes, including cumulative and precinct results of the machine recount for the office of Legislative District #10, Position 1 at the General Election, held on November 8, 2022, in Island County, State of Washington.


Witness our hands and official seal this 13<sup>th</sup> day of December, 2022.



County Auditor



County Legislative Authority



County Prosecuting Attorney



# Amended Abstract Report - Legislative District 10, State Representative, Position 1

Precinct	Clyde Shavers		Greg Gilday		Undervotes		Overvotes		Uncertified Write-Ins		Total Ballots Cast	
150	263	264	356	356	16	15	0	0	0	0	635	635
151	319	319	331	331	8	8	0	0	0	0	658	658
152	162	162	110	110	11	11	0	0	0	0	283	283
153	367	367	179	179	13	13	0	0	1	1	560	560
154	413	413	343	343	15	15	0	0	2	2	773	773
155	338	338	180	180	7	7	0	0	0	0	525	525
156	276	276	215	215	6	6	0	0	2	2	499	499
157	415	415	310	310	6	6	0	0	1	1	732	732
158	360	360	181	181	9	9	0	0	2	2	552	552
159	123	123	115	115	5	5	0	0	1	1	244	244
160	517	517	260	260	16	16	0	0	1	1	794	794
161	394	394	172	172	3	3	0	0	1	1	570	570
162	510	510	243	243	5	5	0	0	1	1	759	759
163	356	356	142	142	7	7	0	0	1	1	506	506
164	415	415	165	165	11	11	0	0	2	2	593	593
165	262	262	135	135	9	9	0	0	0	0	406	406
166	708	709	105	105	6	5	0	0	1	1	820	820
167	181	181	55	55	4	4	0	0	0	0	240	240
168	266	266	118	118	5	5	1	1	2	2	392	392
169	476	476	305	305	12	12	0	0	3	3	796	796
170	385	385	175	175	7	7	0	0	2	2	569	569
171	313	313	185	185	11	11	0	0	1	1	510	510
172	352	352	146	146	7	7	0	0	0	0	505	505
173	476	476	227	227	7	7	0	0	1	1	711	711
174	296	296	121	121	6	6	0	0	0	0	423	423
175	417	417	185	185	9	9	0	0	0	0	611	611
176	485	485	182	182	6	6	0	0	0	0	673	673
177	561	561	304	304	20	20	0	0	0	0	885	885
178	576	576	241	241	8	8	0	0	2	2	827	827
179	553	553	207	207	13	13	0	0	1	1	774	774
180	172	172	118	118	3	3	0	0	1	1	294	294
181	432	432	174	174	6	6	0	0	0	0	612	612
201	362	363	412	412	20	19	0	0	1	1	795	795
202	103	103	167	167	2	2	0	0	0	0	272	272
203	274	274	342	342	10	10	0	0	0	0	626	626
204	278	278	343	343	15	15	0	0	3	3	639	639
205	193	193	215	215	12	12	0	0	2	2	422	422

12/13/22 12/13/22  
GMB MB ac



# Amended Abstract Report - Legislative District 10, State Representative, Position 1

Precinct	Clyde Shavers		Greg Gilday		Undervotes		Overvotes		Uncertified Write-Ins		Total Ballots Cast	
206	186	187	198	198	8	7	0	0	0	0	392	392
207	261	261	234	234	6	6	1	1	0	0	502	502
208	181	182	211	211	7	6	0	0	1	1	400	400
209	61	61	92	92	1	1	0	0	1	1	155	155
210	83	83	105	105	1	1	1	1	0	0	190	190
211	175	175	252	252	7	7	1	1	1	1	436	436
212	115	115	100	100	4	4	0	0	0	0	219	219
213	87	87	106	106	3	3	0	0	2	2	198	198
214	135	135	219	219	6	6	0	0	0	0	360	360
215	134	134	156	156	5	5	0	0	0	0	295	295
216	181	181	141	141	5	5	0	0	0	0	327	327
217	127	127	182	182	4	4	0	0	0	0	313	313
218	33	33	30	30	1	1	0	0	0	0	64	64
251	152	152	265	265	7	7	0	0	1	1	425	425
252	240	240	354	354	9	9	0	0	1	1	604	604
253	276	276	386	386	9	9	0	0	0	0	671	671
254	255	255	360	360	7	7	0	0	0	0	622	622
255	61	61	123	123	5	5	0	0	0	0	189	189
256	63	63	77	77	4	4	0	0	0	0	144	144
257	47	47	87	87	3	3	0	0	0	0	137	137
258	21	21	14	14	0	0	0	0	0	0	35	35
259	9	9	19	19	1	1	0	0	0	0	29	29
260	2	2	4	4	0	0	0	0	0	0	6	6
301	223	223	280	280	7	7	0	0	0	0	510	510
302	170	170	226	226	9	9	0	0	1	1	406	406
303	85	85	136	136	0	0	0	0	0	0	221	221
304	150	150	167	167	1	1	0	0	0	0	318	318
305	165	165	155	155	1	1	0	0	0	0	321	321
306	321	321	366	366	18	18	0	0	1	1	706	706
307	457	457	467	467	15	15	0	0	0	0	939	939
308	321	321	406	406	3	3	0	0	1	1	731	731
309	279	279	274	274	14	14	0	0	2	2	569	569
310	286	286	314	314	16	16	0	0	0	0	616	616
311	168	168	133	133	4	4	0	0	0	0	305	305
312	151	151	149	149	2	2	0	0	0	0	302	302
313	302	302	361	361	9	9	0	0	1	1	673	673
314	417	417	438	438	11	11	0	0	4	4	870	870

12/13/22  
 ac



# Amended Abstract Report - Legislative District 10, State Representative, Position 1

Precinct	Clyde Shavers		Greg Gilday		Undervotes		Overvotes		Uncertified Write-Ins		Total Ballots Cast	
315	449	449	462	462	18	18	0	0	0	0	929	929
316	306	306	473	473	5	5	0	0	0	0	784	784
317	185	185	217	217	9	9	0	0	0	0	411	411
318	57	57	55	55	0	0	0	0	0	0	112	112
319	186	186	168	168	12	12	0	0	0	0	366	366
320	124	124	77	77	4	4	0	0	1	1	206	206
321	334	334	302	302	6	6	1	1	0	0	643	643
351	167	167	302	302	11	11	0	0	0	0	480	480
352	231	231	363	363	5	5	0	0	1	1	600	600
353	14	14	10	10	0	0	0	0	1	1	25	25
354	144	144	352	352	8	8	0	0	2	2	506	506
355	184	184	351	351	10	10	0	0	0	0	545	545
356	188	188	327	327	12	12	0	0	1	1	528	528
357	167	167	250	250	4	4	0	0	0	0	421	421
358	212	212	359	359	16	16	0	0	1	1	588	588
359	192	192	339	339	5	5	0	0	3	3	539	539
Totals	22,869	22,874	19,758	19,758	674	669	5	5	62	62	43,368	43,368

\*\* Numbers in the white cells are from the original ballot count, numbers in the shaded area are from the recount

12/13/22  
AC