

Treasurer's Monthly Report
 Financial Data as of January 31, 2023
 To be presented at Work Session February 15, 2023

- Investment Rates and Balances as of January 31, 2023:

DESCRIPTION	RATE
ICT Investment Pool	1.53%
WA State Treasurer LGIP	4.39%
US Treasury, 3 month	4.66%
US Treasury, 6 month	4.81%
US Treasury, 1 year	4.67%
US Treasury, 2 year	4.22%
US Treasury, 3 year	3.92%
US Treasury, 4 year	3.75%
US Treasury, 5 year	3.64%

County (Residual) Investment in ICTIP	56%	\$122,578,402
Junior Taxing Districts' Investment in ICTIP	44%	<u>\$ 95,875,400</u>
Island County Treasurer's Investment Pool		\$218,453,802
Junior Taxing Districts' Non-Pool Investments		<u>\$ 0</u>
Total Investments Managed by the Treasurer		\$218,453,802

- Cash Held for Daily Needs in Depositories:

Key Bank	\$ 9,866,220
Whidbey Island Bank	<u>\$ 2,064,523</u>
Total Cash Balances	\$ 11,930,743

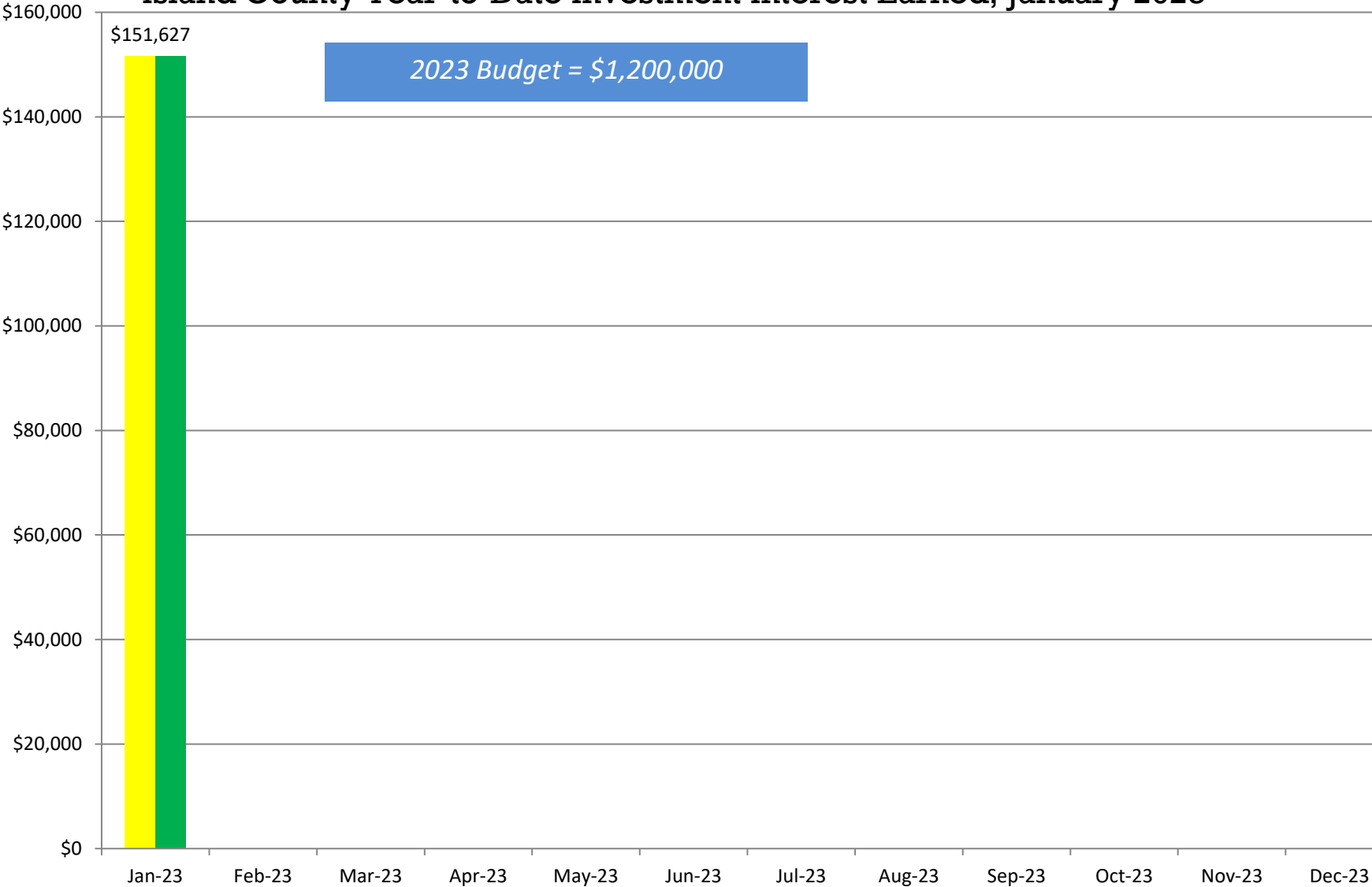
- 8% of our investment pool is currently liquid and 19% is < 1-year maturity (assuming no calls). Liquidity of total funds including bank balances is 13%, which is currently below our Investment Policy requirement of 20% minimum liquidity. We have 100% participation in our Investment Pool by Island County junior districts.
- As of January 31, the 2022 property tax levies for Current Expense, Roads, and Conservation Futures were 98% collected. The comparable 2021 YTD collections in January 2022 were also 98%. 2023 Property Taxes should be certified and collectible within the upcoming week.
- Foreclosure Update – 2023 started with 80 properties subject to foreclosure and 20 mobile homes subject to distraint. As of January 31, 24 properties have redeemed from foreclosure, so the count is down to 56. Collection procedures are ongoing to avoid auction of these properties.
- The number of REET affidavits processed in January was 219 compared to 252 in December and 300 in January 2022. The County's portion of excise revenue was \$178,025 in January, on sales of \$52 MM. This REET activity resulted in Island County YTD excise revenue of \$161,976 less than for the same period in 2022, and \$182,549 less than in 2021.

**Island County Treasurer's Investment Pool
Participant Investment Balances by Fund
January 31, 2023**

Fund#	Fund Description	Purchase Date	Par Value
621	FREELAND WATER/SEWER RESERVE	01/01/2022	184,000.00
626	FIRE DIST #5 SICK LEAVE	01/01/2022	38,501.43
628	FIRE DISTRICT #1 TRUST	01/01/2022	15,000.00
629	FIRE DISTRICT #1 MAINTENANCE	01/01/2022	3,044,000.00
631	S201 GENERAL	01/01/2022	5,778,803.00
632	S201 ASB	01/01/2022	684,232.00
633	S201 TRANS VEHICLE	01/01/2022	370,383.00
634	S201 BOND REDEMPTION	01/01/2022	34,934.00
635	S201 CAP PROJECT	01/01/2022	336,189.00
637	FIRE DISTRICT #2 EXPENSE	01/01/2022	1,590,000.00
638	FIRE DISTRICT #3 EXPENSE	01/01/2022	1,208,387.51
640	FIRE DISTRICT #5 MAINTENANCE	01/01/2022	2,968,720.00
642	FIRE DISTRICT #1 BOND REDM	01/01/2022	40,430.00
643	FIRE DISTRICT #5 CAPITAL	01/01/2022	1,319,383.00
644	FIRE DISTRICT #5 BOND	01/01/2022	4,357,441.00
647	SO WHID PARK REC MAINTENANCE	01/01/2022	246,126.09
648	NO WHID POOL PARK REC BOND	01/01/2022	230.40
649	NO WHID POOL PARK REC RESERVE	01/01/2022	41,669.34
651	CEMETERY DISTRICT #1	01/01/2022	70,000.00
652	CEMETERY DISTRICT #2	01/01/2022	185,000.00
653	PORT COUPEVILLE MAINTENANCE	01/01/2022	700,000.00
654	PORT SOUTH WHIDBEY	01/01/2022	571,000.00
655	PORT MABANA MAINTENANCE	01/01/2022	29,500.00
657	PORT SOUTH WHIDBEY BOND	01/01/2022	673,573.37
677	S204 TRANS VEHICLE	01/01/2022	150,199.00
679	S204 BUILDING	01/01/2022	80,000.00
683	S206 GENERAL FUND	01/01/2022	2,150,000.00
684	S206 ASB	01/01/2022	60,000.00
685	S206 TRANSPORTATION VEHICLE	01/01/2022	150,000.00
686	S206 BOND REDEMPTION	01/01/2022	85,000.00
688	S206 CAPITAL PROJECT	01/01/2022	1,400,000.00
690	S206 NONEXP TRUST	01/01/2022	785,000.00
696	SARATOGA BOND RESERVE	01/01/2022	112,193.49
697	PORT OF COUPEVILLE IDD FUND	09/30/2022	500,000.00
701	CLINTON WATER MAINTENANCE	01/01/2022	200,334.17
705	LONG BEACH MAINTENANCE	01/01/2022	90,129.51
707	PENN COVE MAINTENANCE	01/01/2022	1,070,000.00
719	BAYVIEW BEACH EMERGENCY	09/02/2022	100,250.00
720	CLINTON WATER CONSTRUCTION	01/01/2022	60,746.30
722	LONG BEACH CONSTRUCTION	01/01/2022	69,870.49
723	LAGOON POINT CAPITAL	09/02/2022	900,000.00
725	CAMANO VISTA CAPITAL IMP	01/01/2022	166,000.00
728	BAYVIEW BEACH SFR WATERLINE	01/01/2022	44,000.00
729	CLINTON BOND	01/01/2022	34,706.76
730	CROCKETT LAKE CONSTRUCTION	09/02/2022	355,000.00
739	JUNIPER BEACH MAINTENANCE	01/01/2022	150,000.00
742	FREELAND CONSTRUCTION	01/01/2022	1,675,000.00
755	ISLAND TRANSIT/PTBA	01/01/2022	51,000,000.00
758	PENN COVE CONSTRUCTION	01/01/2022	1,070,000.00
760	CLINTON WATER CAPITAL	01/01/2022	250,944.04
761	ADMIRALS COVE CAPITAL IMPROVEMENT	09/02/2022	725,000.00
763	SWANTOWN CAPITAL	09/02/2022	260,000.00
764	SCATCHET HEAD WATER EMERGENCY	01/01/2022	99,000.00
765	LEDGEWOOD BEACH CAPITAL	01/01/2022	395,000.00
766	BAYVIEW BEACH CONSTRUCTION	01/01/2022	350,000.00
768	SO WHID PARK REC CAPITAL	01/01/2022	45,000.00
769	CLINTON WATER SEWER	01/01/2022	477.45
771	FIRE DISTRICT #1 CAPITAL FACIL	01/01/2022	703,000.00
772	HOLMES HARBOR TRUST LOAN	01/01/2022	49,152.00
775	SO WHID PARKS & REC RESERVE	01/01/2022	342,638.00
776	FIRE DISTRICT #1 CAPITAL	01/01/2022	1,974,000.00
777	FIRE DISTRICT #1 RESERVE	01/01/2022	2,891,990.00
783	ADMIRALS COVE EMERGENCY RES	09/02/2022	50,000.00
785	HOLMES HARBOR CAPITAL IMP	01/01/2022	253,603.00
786	HOLMES HARBOR REPLACEMENT	01/01/2022	80,482.00
787	HOLMES HARBOR EFFLUENT DISPOSAL	04/18/2022	1,900.00
788	NO WHID POOL PARK & REC CAPITAL	01/01/2022	3,230.65
789	CLINTON WTR DIST ENCUMBER ACCT	01/01/2022	417,750.69
795	CROCKETT LAKE EMERGENCY RES	09/02/2022	36,300.00
920	RESIDUAL&STATE POOL INVESTMENT	01/01/2022	122,578,401.79

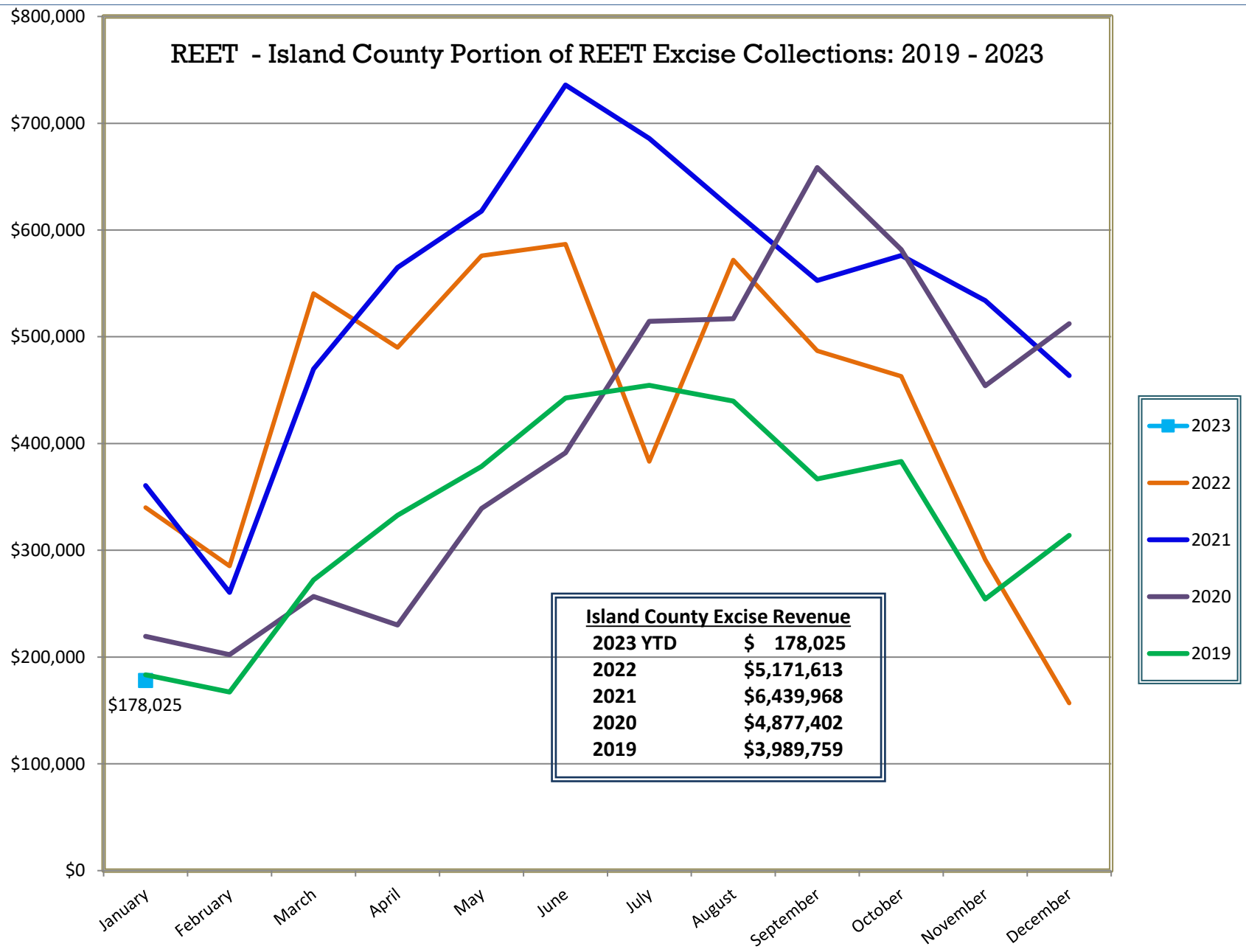
218,453,802.48

Island County Year-to-Date Investment Interest Earned, January 2023



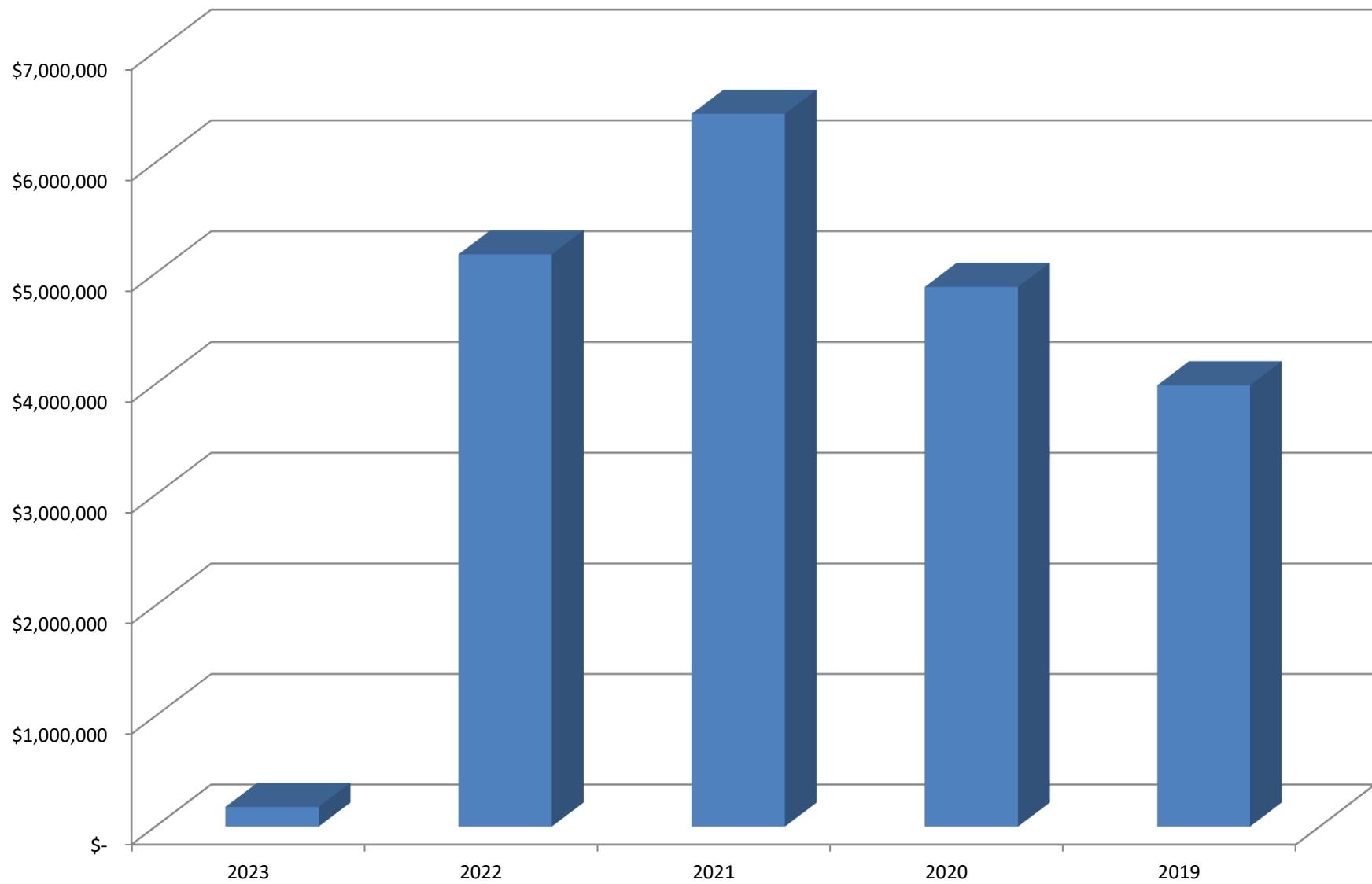
■ Month Investment Income ■ YTD Investment Income

REET - Island County Portion of REET Excise Collections: 2019 - 2023



Island County Excise Revenue	
2023 YTD	\$ 178,025
2022	\$5,171,613
2021	\$6,439,968
2020	\$4,877,402
2019	\$3,989,759

YTD Island County Excise Revenue through January, by Year



■ YTD IC Excise Revenue